

Lot #

3900


Lot 3900: 2018 Ford E450 Shuttle Bus

ASSET LOCATION: SIERRA AUCTION PHOENIX , Seller Type Municipal/Government Fleet , Features: Swing Open Doors, Passenger Seats, Rear A/C, Wheelchair Ramp, 14 passenger capacity, 24 Total length / 9 Ft Total height , Vehicle is missing battery, Manufacturer's Specifications:, Chassis & Powertrain, Built on the Ford E-450 Super Duty cutaway chassis, 6.2L V8 gasoline engine (flex-fuel capable in many configurations), Automatic transmission (commonly 6-speed), Rear-wheel drive (RWD), Passenger Capacity & Dimensions, Typically seats 14-27 passengers depending on shuttle body builder, Wheelchair-accessible layouts available (e.g., 16 passengers + 2 wheelchairs), GVWR options vary — lighter E-450 configurations often used with the 6.2L engine, Approx. 25-28 ft in length, About 8 ft wide and 9-10 ft tall depending on body manufacturer, Interior Features, High-back or bench passenger seats, Front and rear HVAC (A/C and heat), Electric or manual passenger entry door, Interior lighting and emergency exits, Optional overhead luggage racks or rear luggage area, Optional wheelchair lift with securement points, Backup camera and basic driver convenience features (tilt, cruise, audio system), Performance & Usage, 6.2L V8 provides solid performance for lighter-duty shuttle applications, Used for:, Airport and hotel shuttles, Retirement communities and paratransit, Church and school group transport, Campus and corporate shuttles, Short-distance tours, **Disclaimer: The manufacturer's specifications provided are for reference only, and we disclaim any liability for inaccuracies or discrepancies. Specifications may vary by model or trim, and stock photos are used for illustrative purposes only and may not accurately represent the actual product. Please refer to the actual product for precise details.**, Mileage 42907 , Odometer Statement Box A - Actual Mileage , Title Status On File , Drive Status Starts/Runs With Jump , **As-Is/Where-Is: No Guarantee On Roadworthiness Or Drive Status** , Engine V-Shaped 8-Cyl. 6.2 L , Fuel Gasoline , Transmission Automatic , Drive Type 2x4 , Body Type Shuttle Bus , Color White , VIN/SERIAL 1FDEE4F61JDC38701

3901


Lot 3901: 2019 Ford Transit 150 XL Passenger Van

ASSET LOCATION: SIERRA AUCTION TUCSON , Seller Type Municipal/Government Fleet , **To Be Sold Pending Seller Confirmation** , Features: Swing Open Doors, Passenger Sliding Door Dented, Mileage 134806 , Odometer Statement Box A - Actual Mileage , Title Status Title Delay , Drive Status Starts/Runs , **As-Is/Where-Is: No Guarantee On Roadworthiness Or Drive Status** , Engine 3.7L V6 FI / SMPI , Fuel Gasoline , Transmission Automatic , Drive Type Front-Wheel Drive , Body Type Medium Roof / Wagon 2D , Trim Package 150 XL , Color White , VIN/SERIAL 1FMZK1CM2KKB42858

Lot #

3902


Lot 3902: 2018 Ford E450 Shuttle Bus

ASSET LOCATION: SIERRA AUCTION PHOENIX , Seller Type Municipal/Government Fleet , Features: Swing Open Doors, Wheelchair Lift, Passenger Seats, Rear A/C, Wheelchair Ramp, 14 passenger , Title Note: Buyer will need a level 1 inspection before being able to transfer title to their name., , 24 Ft total length / 9 Ft total height , Manufacturer's Specifications:, Chassis & Powertrain, Built on the Ford E-450 Super Duty cutaway chassis, 6.2L V8 gasoline engine (flex-fuel capable in many configurations), Automatic transmission (commonly 6-speed), Rear-wheel drive (RWD), Passenger Capacity & Dimensions, Typically seats 14-27 passengers depending on shuttle body builder, Wheelchair-accessible layouts available (e.g., 16 passengers + 2 wheelchairs), GVWR options vary — lighter E-450 configurations often used with the 6.2L engine, Approx. 25-28 ft in length, About 8 ft wide and 9-10 ft tall depending on body manufacturer, Interior Features, High-back or bench passenger seats, Front and rear HVAC (A/C and heat), Electric or manual passenger entry door, Interior lighting and emergency exits, Optional overhead luggage racks or rear luggage area, Optional wheelchair lift with securement points, Backup camera and basic driver convenience features (tilt, cruise, audio system), Performance & Usage, 6.2L V8 provides solid performance for lighter-duty shuttle applications, Used for:, Airport and hotel shuttles, Retirement communities and paratransit, Church and school group transport, Campus and corporate shuttles, Short-distance tours, **Disclaimer: The manufacturer's specifications provided are for reference only, and we disclaim any liability for inaccuracies or discrepancies. Specifications may vary by model or trim, and stock photos are used for illustrative purposes only and may not accurately represent the actual product. Please refer to the actual product for precise details.**, Mileage 57654 , Odometer Statement Box A - Actual Mileage , Title Status On File , Drive Status Starts/Runs , **As-Is/Where-Is: No Guarantee On Roadworthiness Or Drive Status** , Engine V-Shaped 8-Cyl. 6.2 L , Fuel Gasoline , Transmission Automatic , Drive Type 2x4 , Body Type Shuttle Bus , Color White , VIN/SERIAL 1FDEE4F67JDC38699

3903


Lot 3903: 2019 Ford Transit 150 XL Passenger Van

ASSET LOCATION: SIERRA AUCTION TUCSON , Seller Type Municipal/Government Fleet , **To Be Sold Pending Seller Confirmation** , Mileage 109510 , Odometer Statement Box A - Actual Mileage , Title Status Title Delay , Drive Status Starts/Runs , **As-Is/Where-Is: No Guarantee On Roadworthiness Or Drive Status** , Engine 3.7L V6 FI / SMPI , Fuel Gasoline , Transmission Automatic , Drive Type Front-Wheel Drive , Body Type Medium Roof / Wagon 2D , Color White , VIN/SERIAL 1FMZK1CM7KKB47425

3905


Lot 3905: 2019 Ford Transit 150 XL Passenger Van

ASSET LOCATION: SIERRA AUCTION TUCSON , Seller Type Municipal/Government Fleet , **To Be Sold Pending Seller Confirmation** , Mileage 135664 , Odometer Statement Box A - Actual Mileage , Title Status Title Delay , Drive Status Starts/Runs , **As-Is/Where-Is: No Guarantee On Roadworthiness Or Drive Status** , Engine 3.7L V6 FI / SMPI , Fuel Gasoline , Transmission Automatic , Drive Type Front-Wheel Drive , Body Type Medium Roof / Wagon 2D , Color White , VIN/SERIAL 1FMZK1CM0KKB42857

3907



Lot 3907: 2019 Ford Transit 150 XL Passenger Van
 ASSET LOCATION: SIERRA AUCTION TUCSON , Seller Type Municipal/Government Fleet , **To Be Sold Pending Seller Confirmation** , Features: Swing Open Doors, Mileage 116132 , Odometer Statement Box A - Actual Mileage , Title Status Title Delay , Drive Status Starts/Runs With Jump , **As-Is/Where-Is: No Guarantee On Roadworthiness Or Drive Status** , Engine 3.7L V6 FI / SMPI , Fuel Gasoline , Transmission Automatic , Drive Type Front-Wheel Drive , Body Type Medium Roof / Wagon 2D , Color White , VIN/SERIAL 1FMZK1CM2KKB47428

3911



Lot 3911: 2019 Ford Transit 150 XL Passenger Van
 ASSET LOCATION: SIERRA AUCTION TUCSON , Seller Type Municipal/Government Fleet , **To Be Sold Pending Seller Confirmation** , Features: Swing Open Doors, Cracked Windshield , Passenger Sliding Door Damaged, Mileage 120053 , Odometer Statement Box A - Actual Mileage , Title Status Title Delay , Drive Status Starts/Runs , **As-Is/Where-Is: No Guarantee On Roadworthiness Or Drive Status** , Engine 3.7L V6 FI / SMPI , Fuel Gasoline , Transmission Automatic , Drive Type Front-Wheel Drive , Body Type Medium Roof / Wagon 2D , Color White , VIN/SERIAL 1FMZK1CM1KKB42866

3908



Lot 3908: 2016 Ford E450 Shuttle Bus
 ASSET LOCATION: SIERRA AUCTION PHOENIX , Seller Type Municipal/Government Fleet , Features: Fold-Up Seats, Handicap Accessible, Passenger Seats, Rear A/C, Wheelchair Ramp, 14 passenger seats, Wheel chair lift engaged manually , Title Note: Buyer will need a level 1 inspection before being able to transfer title to their name. , 24 Ft total length / 9 Ft total height , Manufacturer's Specifications:, Chassis & Powertrain, Built on the Ford E-450 Super Duty cutaway chassis, 6.8L Triton V10 gasoline engine, Automatic transmission (commonly 6-speed), Rear-wheel drive (RWD), Passenger Capacity & Dimensions, Typically seats 14–27 passengers depending on the shuttle body manufacturer, Wheelchair-accessible layouts available (e.g., 16 passengers + 2 wheelchairs), GVWR typically around 14,500 lbs for most 6.8L-equipped E-450s, Approx. 25–28 ft in overall length, Around 8 ft wide and 9–10 ft tall depending on body style, Interior Features, High-back or bench seating options, Front and rear HVAC systems (A/C and heat), Electric or manual passenger entry door, Interior dome lighting and emergency exits, Optional overhead luggage racks or rear luggage storage, Optional wheelchair lift with tie-down stations, Backup camera and driver amenities (tilt steering, cruise control, audio system), Performance & Usage, 6.8L V10 provides strong torque and is well-suited for heavier-duty shuttle service, Commonly used for:, Hotel and airport shuttles, Paratransit and senior transport, Church and school groups, Charter and tour shuttle service, Corporate and campus transportation, **Disclaimer: The manufacturer's specifications provided are for reference only, and we disclaim any liability for inaccuracies or discrepancies. Specifications may vary by model or trim, and stock photos are used for illustrative purposes only and may not accurately represent the actual product. Please refer to the actual product for precise details.** , Mileage 71312 , Odometer Statement Box A - Actual Mileage , Title Status On File , Drive Status Starts/Runs , **As-Is/Where-Is: No Guarantee On Roadworthiness Or Drive Status** , Engine 6.8L V10 EFI , Fuel Gasoline , Transmission Automatic , Drive Type RWD , Body Type Cutaway / Parcel Delivery 2D , Trim Package E450 , Color White , VIN/SERIAL 1FDDE4FS3GDC55266

3912



Lot 3912: 2014 Ford E350 Shuttle Bus
 ASSET LOCATION: SIERRA AUCTION PHOENIX , Seller Type Municipal/Government Fleet , Features: Roof A/C, Swing Open Doors, Wheelchair Ramp, 2 passenger seats, 23 Ft total length / 10 Ft total height , Manufacturer's Specifications:, Chassis & Powertrain, Built on the Ford E-350 Super Duty cutaway chassis, 6.8L Triton V10 gasoline engine (optional on 2014 E-350 chassis), Automatic transmission (often a 5-speed automatic), Rear-wheel drive (RWD), Heavy-duty alternator and battery options, Engine Performance, Around 305 hp @ ~4,250 rpm, Around 420 lb-ft torque @ ~3,250 rpm, Passenger Capacity & Dimensions, Typical shuttle bus body seating varies widely (often 12–27 passengers depending on layout and body builder), Wheelchair-accessible options available with lift and securement areas, Cutaway chassis length options (e.g., 138" or 158" wheelbase), GVWR (varies by configuration) around 10,000–11,500+ lbs depending on single or dual rear wheel setup, Interior Features (when upfitted as a shuttle), Passenger seating with lap belts, Front and rear climate control (A/C and heat), Passenger entry door (electric or manual), Interior lighting and emergency exits, Optional features like overhead luggage racks, backup camera, aisle lighting, Driver comfort features (tilt steering, cruise control, AM/FM/CD or audio system), Typical Usage, Hotel and airport shuttle service, Church and school group transport, Senior centers and paratransit, Corporate and campus shuttles, Short-distance tours, **Disclaimer: The manufacturer's specifications provided are for reference only, and we disclaim any liability for inaccuracies or discrepancies. Specifications may vary by model or trim, and stock photos are used for illustrative purposes only and may not accurately represent the actual product. Please refer to the actual product for precise details.** , Mileage 103963 , Odometer Statement Box A - Actual Mileage , Title Status On File , Drive Status Starts/Runs , **As-Is/Where-Is: No Guarantee On Roadworthiness Or Drive Status** , Engine 6.8L V10 EFI , Fuel Gasoline , Transmission Automatic , Drive Type RWD , Body Type Cutaway / Parcel Delivery 2D , Trim Package E350 , Color White , VIN/SERIAL 1FDEE3FS3EDB17827

3909






















Lot 3909: 2019 Ford Transit 150 XL Passenger Van
 ASSET LOCATION: SIERRA AUCTION TUCSON , Seller Type Municipal/Government Fleet , **To Be Sold Pending Seller Confirmation** , Features: Swing Open Doors, Mileage 125422 , Odometer Statement Box A - Actual Mileage , Title Status Title Delay , Drive Status Starts/Runs , **As-Is/Where-Is: No Guarantee On Roadworthiness Or Drive Status** , Engine 3.7L V6 FI / SMPI , Fuel Gasoline , Transmission Automatic , Drive Type Front-Wheel Drive , Body Type Medium Roof / Wagon 2D , Color White , VIN/SERIAL 1FMZK1CM6KKB42863













3913

















Lot 3913: 2008 Ford F350 Super Duty XL Service Truck
 ASSET LOCATION: SIERRA AUCTION TUCSON , Seller Type Business Fleet, Bad Paint , Small Dents And Scratches , Dimensions 20 ft L X 7ft W X 7.5 ft H, Mileage 164853 , Odometer Statement Box A - Actual Mileage , Title Status On File , Drive Status Starts/Runs With Jump , **As-Is/Where-Is: No Guarantee On Roadworthiness Or Drive Status** , Engine 6.4L V8 FI , Fuel Diesel , Transmission Automatic , Drive Type 4WD , Body Type Supercab 4D , Color White , VIN/SERIAL 1FTWX31R38EE06261














- 3914  **Lot 3914: 2014 Ford E350 Shuttle Bus**
ASSET LOCATION: SIERRA AUCTION PHOENIX , Seller Type Municipal/Government Fleet , Features: Roof A/C, Swing Open Doors, Passenger Seats, Wheelchair Ramp, 2 passenger seats, 23 Ft total length / 10 Ft total height , Manufacturer's Specifications:, Chassis & Powertrain, Built on the Ford E-350 Super Duty cutaway chassis, 6.8L Triton V10 gasoline engine (optional on 2014 E-350 chassis), Automatic transmission (often a 5-speed automatic), Rear-wheel drive (RWD), Heavy-duty alternator and battery options, Engine Performance, Around 305 hp @ ~4,250 rpm, Around 420 lb-ft torque @ ~3,250 rpm, Passenger Capacity & Dimensions, Typical shuttle bus body seating varies widely (often 12-27 passengers depending on layout and body builder), Wheelchair-accessible options available with lift and securement areas, Cutaway chassis length options (e.g., 138" or 158" wheelbase), GVWR (varies by configuration) around 10,000-11,500+ lbs depending on single or dual rear wheel setup, Interior Features (when upfitted as a shuttle), Passenger seating with lap belts, Front and rear climate control (A/C and heat), Passenger entry door (electric or manual), Interior lighting and emergency exits, Optional features like overhead luggage racks, backup camera, aisle lighting, Driver comfort features (tilt steering, cruise control, AM/FM/CD or audio system), Typical Usage, Hotel and airport shuttle service, Church and school group transport, Senior centers and paratransit, Corporate and campus shuttles, Short-distance tours, **Disclaimer: The manufacturer's specifications provided are for reference only, and we disclaim any liability for inaccuracies or discrepancies. Specifications may vary by model or trim, and stock photos are used for illustrative purposes only and may not accurately represent the actual product. Please refer to the actual product for precise details.** , Mileage 69859 , Odometer Statement Box A - Actual Mileage , Title Status On File , Drive Status Starts/Runs , **As-Is/Where-Is: No Guarantee On Roadworthiness Or Drive Status** , Engine 6.8L V10 EFI , Fuel Gasoline , Drive Type RWD , Body Type Shuttle Bus , Trim Package E350 , Color White , VIN/SERIAL 1FDEE3FS3EDB17830
- 3915  **Lot 3915: 2019 Ford Transit 150 XL Passenger Van**
ASSET LOCATION: SIERRA AUCTION TUCSON , Seller Type Municipal/Government Fleet , **To Be Sold Pending Seller Confirmation** , Features: Swing Open Doors, Mileage 125063 , Odometer Statement Box A - Actual Mileage , Title Status Title Delay , Drive Status Starts/Runs , **As-Is/Where-Is: No Guarantee On Roadworthiness Or Drive Status** , Engine 3.7L V6 FI / SMPI , Fuel Gasoline , Transmission Automatic , Drive Type Front-Wheel Drive , Body Type Medium Roof / Wagon 2D , Color White , VIN/SERIAL 1FMZK1CM2KKB42861
- 3916  **Lot 3916: 2012 Chevrolet Express Box Truck**
ASSET LOCATION: SIERRA AUCTION PHOENIX , Seller Type Municipal/Government Fleet, Mileage 153879 , Odometer Statement Box A - Actual Mileage , Title Status On File , Drive Status Starts/Runs With Jump , **As-Is/Where-Is: No Guarantee On Roadworthiness Or Drive Status** , Engine Duramax 6.6L V8 OHV 16V TURBO DIESEL , Fuel Diesel , Transmission Automatic , Drive Type RWD , Body Type Chassis , Trim Package G4500 , Color Red , VIN/SERIAL 1GB3G5CL7C1162030
- 3917  **Lot 3917: 2010 Dodge Ram 4500 Heavy Duty Utility Truck**
ASSET LOCATION: SIERRA AUCTION TUCSON , Seller Type Municipal/Government Fleet, Dent On Passenger Side Utility Body , Dimensions 20 ft L X 8 ft W X 9 ft H, Mileage 231732 , Odometer Statement Box A - Actual Mileage , Title Status On File , Drive Status Starts/Runs With Jump , **As-Is/Where-Is: No Guarantee On Roadworthiness Or Drive Status** , Engine 6.7L I6 FI , Fuel Diesel , Transmission Automatic , Drive Type 4WD , Body Type Cab/Chassis / Quad Cab 4D , Color White , VIN/SERIAL 3D6WD6GL6AG114271
- 3918  **Lot 3918: 2006 Ford E450 Box Truck**
ASSET LOCATION: SIERRA AUCTION PHOENIX , Seller Type Other, Mileage 193193 , Odometer Statement Box A - Actual Mileage , Title Status On File , Drive Status Starts/Runs , **As-Is/Where-Is: No Guarantee On Roadworthiness Or Drive Status** , Engine 6.8L V10 EFI , Fuel Gasoline , Transmission Automatic , Drive Type RWD , Body Type Parcel Delivery 2D , Trim Package E-450 , Color White , VIN/SERIAL 1FDXE45S46DA59227
- 3919  **Lot 3919: 2019 Ford Transit 150 XL Passenger Van**
ASSET LOCATION: SIERRA AUCTION TUCSON , Seller Type Municipal/Government Fleet , **To Be Sold Pending Seller Confirmation** , Mileage 105039 , Odometer Statement Box A - Actual Mileage , Title Status Title Delay , Drive Status Starts/Runs , **As-Is/Where-Is: No Guarantee On Roadworthiness Or Drive Status** , Engine 3.7L V6 FI / SMPI , Fuel Gasoline , Transmission Automatic , Drive Type Front-Wheel Drive , Body Type Medium Roof / Wagon 2D , Color White , VIN/SERIAL 1FMZK1CM3KKB42867
- 3921  **Lot 3921: 2011 Ford F250 Work Truck**
ASSET LOCATION: SIERRA AUCTION TUCSON , Seller Type Municipal/Government Fleet, Consignor Reports Transmission Issues , Transmission Slips , Dimensions 21 ft L X 6ft W X 6ft H, Odometer Statement Box A - Actual Mileage , Title Status On File , Drive Status Starts/Runs With Jump , **As-Is/Where-Is: No Guarantee On Roadworthiness Or Drive Status** , Engine 6.2L V8 EFI , Fuel Flexible-Fuel , Transmission Automatic , Drive Type RWD , Body Type Crew Cab 4D , Color White , VIN/SERIAL 1FT7W2A64BEA20804
- 3922  **Lot 3922: 2007 Ford E350 Vans Econoline Passenger Van**
ASSET LOCATION: SIERRA AUCTION PHOENIX , Seller Type Municipal/Government Fleet, Mileage 321521 , Odometer Statement Box A - Actual Mileage , Title Status On File , Drive Status Starts/Runs With Jump , **As-Is/Where-Is: No Guarantee On Roadworthiness Or Drive Status** , Engine 5.4L V8 EFI , Fuel Gasoline , Transmission Automatic , Drive Type RWD , Body Type Extended Cargo Van 3D , Trim Package E-350 Super Duty , Color White , VIN/SERIAL 1FTSS34L37DB32620
- 3923  **Lot 3923: 2016 Ford E350 Super Duty Shuttle Bus**
ASSET LOCATION: SIERRA AUCTION TUCSON , Seller Type Municipal/Government Fleet , **To Be Sold Pending Seller Confirmation** , Features: Handicap Accessible, Paint Damaged, Mileage 281033 , Odometer Statement Box A - Actual Mileage , Title Status Title Delay , Drive Status Starts/Runs , **As-Is/Where-Is: No Guarantee On Roadworthiness Or Drive Status** , Engine 5.4L V8 SFI , Fuel Flexible-Fuel , Transmission Automatic , Drive Type RWD , Body Type Cutaway , Trim Package E350 , Color White , VIN/SERIAL 1FDEE3FL9GDC40771
- 3925  **Lot 3925: 2017 Ford E350 Super Duty Shuttle Bus**
ASSET LOCATION: SIERRA AUCTION TUCSON , Seller Type Municipal/Government Fleet , **To Be Sold Pending Seller Confirmation** , Features: Handicap Accessible, Paint Damaged , Passenger Side Damage, Mileage 249178 , Odometer Statement Box A - Actual Mileage , Title Status Title Delay , Drive Status Starts/Runs , **As-Is/Where-Is: No Guarantee On Roadworthiness Or Drive Status** , Engine 6.8L V10 EFI , Fuel Unleaded , Transmission Automatic , Drive Type RWD , Body Type Cutaway 2D , Color White , VIN/SERIAL 1FDEE3FS0HDC38125













3926		Lot 3926: 2015 Ford E350 Shuttle Bus ASSET LOCATION: SIERRA AUCTION PHOENIX , Seller Type Municipal/Government Fleet , Features: Roof A/C, Swing Open Doors, Passenger Seats, Wheelchair Ramp, Tie-Down Points, 2 passenger seats , 23 Ft total length / 10 Ft total height , Manufacturer's Specifications:, Year 2015, Make Ford, Model E350 Shuttle Bus, Engine 6.8 Liter V10 EFI, Fuel Type Gasoline, Transmission Automatic, Drive Type Rear Wheel Drive, Chassis E350 Cutaway Commercial, Color White, Features Roof A C, Features Swing Open Doors, Features Passenger Seats, Features Wheelchair Ramp, Features Tie Down Points, Passenger Seats Count 2 Passenger Seats, Total Length 23 Feet Total Length, Total Height 10 Feet Total Height, Fuel Capacity 40 Gallons, Wheelbase 176 Inches, Seating Capacity 8 Passengers plus Driver and up to 3 Wheelchairs, Wheelchair Lift Type BraunAbility Hydraulic Lift, Wheelchair Positions Up to 3, Passenger Seat Type Vinyl High Back with Armrests, Power Steering Yes, Brakes Four Wheel Anti Lock, Air Conditioning Front and Rear, Interior Height Approximately 84 Inches, Interior Width Approximately 92 Inches, Exterior Width Approximately 79 Inches, Exterior Height Approximately 80 Inches, Entry Door Electric Bi Fold Passenger Door, Emergency Exit Rear Door and Roof Hatch, Wheelchair Restraints Qstraint Retractor System, Grab Rails Overhead and Entry Assist Rails, **Disclaimer: The manufacturer's specifications provided are for reference only, and we disclaim any liability for inaccuracies or discrepancies. Specifications may vary by model or trim, and stock photos are used for illustrative purposes only and may not accurately represent the actual product. Please refer to the actual product for precise details.** , Mileage 54967 , Drive Status Starts/Runs , **As-Is/Where-Is: No Guarantee On Roadworthiness Or Drive Status** , Engine 6.8L V10 EFI , Fuel Gasoline , Transmission Automatic , Drive Type RWD , Body Type Cutaway / Parcel Delivery 2D , Trim Package E350 , Color White , VIN/SERIAL 1FDEE3FS1FDA20840	3933		Lot 3933: 2017 Ford E350 Super Duty Shuttle Bus ASSET LOCATION: SIERRA AUCTION TUCSON , Seller Type Municipal/Government Fleet , **To Be Sold Pending Seller Confirmation** , Features: Handicap Accessible, Paint Damaged , Plastic On Rear Bumper Loose, Mileage 241098 , Odometer Statement Box A - Actual Mileage , Title Status Title Delay , Drive Status Starts/Runs , **As-Is/Where-Is: No Guarantee On Roadworthiness Or Drive Status** , Engine 6.8L V10 EFI , Fuel Unleaded , Transmission Automatic , Drive Type RWD , Body Type Cutaway 2D , Color White , VIN/SERIAL 1FDEE3FS2HDC38126			
			3935		Lot 3935: 2017 Ford E350 Super Duty Shuttle Bus ASSET LOCATION: SIERRA AUCTION TUCSON , Seller Type Municipal/Government Fleet , **To Be Sold Pending Seller Confirmation** , Features: Handicap Accessible, Mileage 241810 , Odometer Statement Box A - Actual Mileage , Title Status Title Delay , Drive Status Starts/Runs , **As-Is/Where-Is: No Guarantee On Roadworthiness Or Drive Status** , Engine 6.8L V10 EFI , Fuel Unleaded , Transmission Automatic , Drive Type RWD , Body Type Cutaway 2D , Color White , VIN/SERIAL 1FDEE3FSXHDC46054			
			3937		Lot 3937: 2017 Ford E350 Shuttle Bus ASSET LOCATION: SIERRA AUCTION TUCSON , Seller Type Municipal/Government Fleet , **To Be Sold Pending Seller Confirmation** , Features: Handicap Accessible, Paint Damaged, Mileage 188970 , Odometer Statement Box A - Actual Mileage , Title Status Title Delay , Drive Status Starts/Runs , **As-Is/Where-Is: No Guarantee On Roadworthiness Or Drive Status** , Engine 6.8L V10 EFI , Fuel Unleaded , Transmission Automatic , Drive Type RWD , Body Type Cutaway 2D , Color White , VIN/SERIAL 1FDEE3FSXHDC47916			
			3939		Lot 3939: 2017 Ford E350 Super Duty Shuttle Bus ASSET LOCATION: SIERRA AUCTION TUCSON , Seller Type Municipal/Government Fleet , **To Be Sold Pending Seller Confirmation** , Damage To Driver Door Frame, Mileage 257995 , Odometer Statement Box A - Actual Mileage , Title Status Title Delay , Drive Status Starts/Runs , **As-Is/Where-Is: No Guarantee On Roadworthiness Or Drive Status** , Engine 6.8L V10 EFI , Fuel Unleaded , Transmission Automatic , Drive Type RWD , Body Type Cutaway 2D , Trim Package E350 , Color White , VIN/SERIAL 1FDEE3FS3HDC38121			
3927		Lot 3927: 2017 Ford E350 Super Duty Shuttle Bus ASSET LOCATION: SIERRA AUCTION TUCSON , Seller Type Municipal/Government Fleet , **To Be Sold Pending Seller Confirmation** , Features: Handicap Accessible, Driver Front Fender And Door Damaged, Mileage 246213 , Odometer Statement Box A - Actual Mileage , Title Status Title Delay , Drive Status Starts/Runs , **As-Is/Where-Is: No Guarantee On Roadworthiness Or Drive Status** , Engine 6.8L V10 EFI , Fuel Unleaded , Transmission Automatic , Drive Type RWD , Body Type Cutaway 2D , Color White , VIN/SERIAL 1FDEE3FS3HDC47210						
						3941		Lot 3941: 2002 Ford E450 Passenger Van ASSET LOCATION: SIERRA AUCTION TUCSON , Seller Type Municipal/Government Fleet , **To Be Sold Pending Seller Confirmation** , Features: Handicap Accessible, Mileage 167683 , Odometer Statement Box A - Actual Mileage , Title Status On File , Drive Status Starts/Runs , **As-Is/Where-Is: No Guarantee On Roadworthiness Or Drive Status** , Engine 7.3L V8 DI , Fuel Diesel , Transmission Automatic , Drive Type RWD , Body Type Parcel Delivery 2D , Trim Package E450 SUPER DUTY CUTAWAY VAN , VIN/SERIAL 1FDXE45F42HA88023
3929		Lot 3929: 2016 Ford E350 Super Duty Shuttle Bus ASSET LOCATION: SIERRA AUCTION TUCSON , Seller Type Municipal/Government Fleet , **To Be Sold Pending Seller Confirmation** , Features: Handicap Accessible, Mileage 1 , Odometer Statement Box A - Actual Mileage , Title Status Title Delay , Drive Status Starts/Runs With Jump , **As-Is/Where-Is: No Guarantee On Roadworthiness Or Drive Status** , Engine 5.4L V8 SFI , Fuel Flexible-Fuel , Transmission Automatic , Drive Type RWD , Body Type Cutaway / Parcel Delivery 2D , Color White , VIN/SERIAL 1FDEE3FL7GDC38484				3942		Lot 3942: 2019 Chevrolet Express 3500 Cargo Van ASSET LOCATION: SIERRA AUCTION PHOENIX , Seller Type Municipal/Government Fleet, Vehicle airbags have been deployed., Mileage 144504 , Odometer Statement Box A - Actual Mileage , Title Brand Salvage , Title Status On File , Drive Status Starts/Runs With Jump , **As-Is/Where-Is: No Guarantee On Roadworthiness Or Drive Status** , Engine 6.0L V8 SFI , Fuel Gasoline , Transmission Automatic , Drive Type Rear-Wheel Drive , Body Type Cargo Van / LWB 3D , Trim Package 3500 Extended , Color Gray , VIN/SERIAL 1GCZGHFG8K1185191
3931		Lot 3931: 2017 Ford E350 Super Duty Shuttle Bus ASSET LOCATION: SIERRA AUCTION TUCSON , Seller Type Municipal/Government Fleet , **To Be Sold Pending Seller Confirmation** , Features: Handicap Accessible, Paint Damaged, Mileage 245767 , Odometer Statement Box A - Actual Mileage , Title Status Title Delay , Drive Status Starts/Runs , **As-Is/Where-Is: No Guarantee On Roadworthiness Or Drive Status** , Engine 6.8L V10 EFI , Fuel Unleaded , Transmission Automatic , Drive Type RWD , Body Type Cutaway 2D , Color White , VIN/SERIAL 1FDEE3FS8HDC46053						


- 3943  **Lot 3943: 2000 Ford E350 XL Super Duty Passenger Van**
ASSET LOCATION: SIERRA AUCTION TUCSON , Seller Type Business Fleet , **To Be Sold Pending Seller Confirmation** , Features: Side Load, Dimensions 20 ft L X 6 ft W X 80" H , Electrical Issues With Driver Door Locks , Engine Ticking Noise , Driver Door Damaged , Door Doesn't Open Properly, Mileage 67862 , Odometer Statement Box A - Actual Mileage , Title Status On File , Drive Status Starts/Runs With Jump , **As-Is/Where-Is: No Guarantee On Roadworthiness Or Drive Status** , Engine 6.8L V10 EFI , Fuel Gasoline , Transmission Automatic , Drive Type RWD , Body Type Super Club Wagon 3D , Color White , VIN/SERIAL 1FBSS31S0YHA71785
- 3944  **Lot 3944: 2006 Ford Econoline Cargo Van**
ASSET LOCATION: SIERRA AUCTION PHOENIX , Seller Type Other , Features: Carpet Cleaning Unit, Seller reports bad suspension, Mileage 308489 , Odometer Statement Box A - Actual Mileage , Title Brand Restored Salvage , Title Status On File , Drive Status Starts/Runs , **As-Is/Where-Is: No Guarantee On Roadworthiness Or Drive Status** , Engine 4.6L V8 EFI , Fuel Gasoline , Transmission Automatic , Drive Type RWD , Body Type Cargo Van 3D , Trim Package E-150 , Color White , VIN/SERIAL 1FTRE14W16DB38807
- 3945  **Lot 3945: 2002 Ford E350 XLT Super Duty Passenger Van**
ASSET LOCATION: SIERRA AUCTION TUCSON , Seller Type Business Fleet , **To Be Sold Pending Seller Confirmation** , Features: Side Load, Dimensions 20 ft L X 6 ft W X 80"H, Mileage 195699 , Odometer Statement Box A - Actual Mileage , Title Status On File , Drive Status Starts/Runs With Jump , **As-Is/Where-Is: No Guarantee On Roadworthiness Or Drive Status** , Engine 6.8L V10 EFI , Fuel Gasoline , Transmission Automatic , Drive Type RWD , Body Type Super Club Wagon 3D , Color White , VIN/SERIAL 1FBSS31S32HA34835
- 3946  **Lot 3946: 2002 Ford Econoline Cargo Van**
ASSET LOCATION: SIERRA AUCTION PHOENIX , Seller Type Charity Unit, Radiator hose leaks , Back does not open , Donor Reports Possible Mechanical Issues — Cause Unknown. Drive Status Not Guaranteed., Mileage 260046 , Odometer Statement Box A - Actual Mileage , Title Status On File , Drive Status Starts/Runs With Jump , **As-Is/Where-Is: No Guarantee On Roadworthiness Or Drive Status** , Engine 5.4L V8 EFI , Fuel Gasoline , Transmission Automatic , Drive Type RWD , Body Type Cargo Van 3D , Trim Package E-150 , Color White , VIN/SERIAL 1FTRE14L32HB37120
- 3947  **Lot 3947: 1998 Ford E350 Passenger Van**
ASSET LOCATION: SIERRA AUCTION TUCSON , Seller Type Business Fleet , **To Be Sold Pending Seller Confirmation** , Features: Side Load, Passenger Side Entry Door Outside Door Handle Inop , Dimensions 20 ft L X 6 ft W X 80" H, Mileage 91299 , Odometer Statement Box A - Actual Mileage , Title Status On File , Drive Status Starts/Runs , **As-Is/Where-Is: No Guarantee On Roadworthiness Or Drive Status** , Engine 5.4L V8 EFI , Fuel Gasoline , Transmission Automatic , Drive Type RWD , Body Type Super Club Wagon 3D , Color White , VIN/SERIAL 1FBSS31L5WHA13046
- 3948  **Lot 3948: 2010 Ford E150 Cargo Van**
ASSET LOCATION: SIERRA AUCTION PHOENIX , Seller Type Municipal/Government Fleet, Mileage 73647 , Odometer Statement Box A - Actual Mileage , Title Status On File , Drive Status Starts/Runs , **As-Is/Where-Is: No Guarantee On Roadworthiness Or Drive Status** , Engine 4.6L V8 EFI , Fuel Gasoline , Transmission Automatic , Drive Type RWD , Body Type Extended Cargo Van 3D , Trim Package E-150 , Color White , VIN/SERIAL 1FTNS1EW6ADA00680
- 3949  **Lot 3949: 2004 GMC Savana G3500 Passenger Van**
ASSET LOCATION: SIERRA AUCTION TUCSON , Seller Type Business Fleet , **To Be Sold Pending Seller Confirmation** , Features: Side Entry Door, Front Passenger Seat Missing , Paint Damaged , Passenger Side Door Dented , Dimensions 20 ft L X 6 ft W X 80"H, Mileage 74806 , Odometer Statement Box A - Actual Mileage , Title Status On File , Drive Status Starts/Runs , **As-Is/Where-Is: No Guarantee On Roadworthiness Or Drive Status** , Engine 6.0L V8 OHV 16V , Fuel Gasoline , Transmission Automatic , Drive Type RWD , Body Type Van , Color White , VIN/SERIAL 1GKHG39U941214026
- 3951  **Lot 3951: 2010 Ford F150 XLT Work Truck**
ASSET LOCATION: SIERRA AUCTION TUCSON , Seller Type Business Fleet , **To Be Sold Pending Seller Confirmation** , Small Dents Throughout , Fuel Door Missing, Mileage 191548 , Odometer Statement Box A - Actual Mileage , Title Status On File , Drive Status Starts/Runs , **As-Is/Where-Is: No Guarantee On Roadworthiness Or Drive Status** , Engine 5.4L V8 SFI , Fuel Flexible-Fuel , Transmission Automatic , Drive Type 4WD , Body Type Super Crew 4D , Color Gray , VIN/SERIAL 1FTFW1EVXAF17931
- 3953  **Lot 3953: 2010 Chevrolet Colorado Work Truck**
ASSET LOCATION: SIERRA AUCTION TUCSON , Seller Type Other , **To Be Sold Pending Seller Confirmation** , Features: Cargo/Ladder Rack, Paint Damaged And Rust , Windshield Cracked , Dimensions 17 ft L X 5.5 ft W X 6ft H, Mileage 219693 , Odometer Statement Box A - Actual Mileage , Title Status Title Delay , Drive Status Starts/Runs , **As-Is/Where-Is: No Guarantee On Roadworthiness Or Drive Status** , Engine 3.7L I5 MPI , Fuel Gasoline , Transmission Automatic , Drive Type RWD , Body Type Cab/Chassis / Regular Cab 2D , Color White , VIN/SERIAL 1GBHSBDE7A8141864
- 3954  **Lot 3954: 2017 Chevrolet Express 3500 Passenger Van**
ASSET LOCATION: SIERRA AUCTION PHOENIX , Seller Type Municipal/Government Fleet , Features: Passenger Seats, Mileage 39928 , Odometer Statement Exempt , Title Status On File , Drive Status Starts/Runs , **As-Is/Where-Is: No Guarantee On Roadworthiness Or Drive Status** , Engine 6.0L V8 SFI , Fuel Flex-Fuel (Unleaded/E85) , Transmission Automatic , Drive Type RWD , Body Type Extended / Wagon 3D , Trim Package LS 3500 , Color White , VIN/SERIAL 1GAZGNFG5H1333605
- 3955  **Lot 3955: 2011 Ford F150 XLT Work Truck**
ASSET LOCATION: SIERRA AUCTION TUCSON , Seller Type Business Fleet, Bad Transmission , Transmission Slips And Clunks When Shifting Into Reverse , Engine Ticking Noise , Box Dented , Paint Damaged , Driver Outside Door Handle Inop , Tailgate Inop , Dimensions 20 ft L X 6 ft W X 75" H, Mileage 212068 , Odometer Statement Box A - Actual Mileage , Title Status On File , Drive Status Starts/Runs , **As-Is/Where-Is: No Guarantee On Roadworthiness Or Drive Status** , Engine 3.5L V6 DI , Fuel Gasoline , Transmission Automatic , Drive Type 4WD , Body Type Supercab 4D , Color White , VIN/SERIAL 1FTFX1ET3BKD59882
- 3956  **Lot 3956: 2017 Chevrolet Express 3500 Passenger Van**
ASSET LOCATION: SIERRA AUCTION PHOENIX , Seller Type Municipal/Government Fleet , Features: Passenger Seats, Mileage 44010 , Odometer Statement Exempt , Title Status On File , Drive Status Starts/Runs , **As-Is/Where-Is: No Guarantee On Roadworthiness Or Drive Status** , Engine 6.0L V8 SFI , Fuel Flex-Fuel (Unleaded/E85) , Transmission Automatic , Drive Type RWD , Body Type Extended / Wagon 3D , Trim Package LS 3500 , Color White , VIN/SERIAL 1GAZGNFG6H1333774


- 3957  **Lot 3957: 2014 Ford F-150 XL Work Truck**
ASSET LOCATION: SIERRA AUCTION TUCSON , Seller Type Municipal/Government Fleet , **To Be Sold Pending Seller Confirmation** , Passenger Side Damage , Paint Damaged , Rear Taillights Damaged , Dimensions 17 ft L X 6 ft W X 75"H, Mileage 127874 , Odometer Statement Box A - Actual Mileage , Title Status On File , Drive Status Starts/Runs , **As-Is/Where-Is: No Guarantee On Roadworthiness Or Drive Status** , Engine 3.7L V6 DOHC 24V , Fuel Gasoline , Transmission Automatic , Drive Type RWD , Body Type Pickup , Color White , VIN/SERIAL 1FTMF1CM2EKG08201
- 3959  **Lot 3959: 2018 Ram 2500 Tradesman Heavy Duty Work Truck**
ASSET LOCATION: SIERRA AUCTION TUCSON , Seller Type Other , **To Be Sold Pending Seller Confirmation** , Has 2 Years Emissions Dated 2/13/25 , Mileage 109365 , Odometer Statement Box A - Actual Mileage , Title Status On File , Drive Status Starts/Runs , **As-Is/Where-Is: No Guarantee On Roadworthiness Or Drive Status** , Engine 5.7L V8 SFI , Fuel Regular Unleaded , Transmission Automatic , Drive Type 4x2 , Body Type Regular Cab 2D , Color White , VIN/SERIAL 3C6LR4AT0JG324475
- 3961  **Lot 3961: 2015 Nissan Frontier SV Work Truck**
ASSET LOCATION: SIERRA AUCTION TUCSON , Seller Type Other , **To Be Sold Pending Seller Confirmation** , With Water Tank And Sprayer , Dimensions 18 ft L X 6ft W X 68"H , Driver Window Inop , Mileage 212468 , Odometer Statement Box A - Actual Mileage , Title Status On File , Drive Status Starts/Runs , **As-Is/Where-Is: No Guarantee On Roadworthiness Or Drive Status** , Engine 4.0L V6 MPI , Fuel Gasoline , Transmission Automatic , Drive Type RWD , Body Type King Cab 2D , Color White , VIN/SERIAL 1N6AD0CU8FN753078
- 3963  **Lot 3963: 2012 Ram 1500 Work Truck**
ASSET LOCATION: SIERRA AUCTION TUCSON , Seller Type Municipal/Government Fleet , Body Damaged Throughout , Mileage 58709 , Odometer Statement Box A - Actual Mileage , Title Status On File , Drive Status Starts/Runs , **As-Is/Where-Is: No Guarantee On Roadworthiness Or Drive Status** , Engine 4.7L V8 SMPI , Fuel Gasoline , Transmission Automatic , Drive Type 4WD , Body Type Regular Cab 2D , Color White , VIN/SERIAL 3C6JD7DP7CG181310
- 3965  **Lot 3965: 2012 Ford F-350 Service Truck**
ASSET LOCATION: SIERRA AUCTION TUCSON , Seller Type Municipal/Government Fleet , Features: Utility Body , Mileage 175269 , Odometer Statement Box A - Actual Mileage , Title Status On File , Drive Status Starts/Runs With Jump , **As-Is/Where-Is: No Guarantee On Roadworthiness Or Drive Status** , Engine 6.2L V8 OHV 16V , Fuel Diesel , Transmission Automatic , Body Type Regular Cab Pickup (2-Door) , Color White , VIN/SERIAL 1FDBF3A63CEB82503
- 3967  **Lot 3967: 2006 Ford F250 Super Duty XL Utility Truck**
ASSET LOCATION: SIERRA AUCTION TUCSON , Seller Type Municipal/Government Fleet , Features: Cargo/Ladder Rack , Utility Body , Consignor Reports Engine Issues , Dimensions 19 ft L X 8 ft W X 7 ft H , Mileage 118716 , Odometer Statement Box A - Actual Mileage , Title Status On File , Drive Status Starts/Runs With Jump , **As-Is/Where-Is: No Guarantee On Roadworthiness Or Drive Status** , Engine 6.0L V8 FI , Fuel Regular Unleaded , Transmission Automatic , Drive Type RWD , Body Type Regular Cab 2D , Color White , VIN/SERIAL 1FTSF20P26EA41791
- 3969  **Lot 3969: 2015 Ford F250 XL**
ASSET LOCATION: SIERRA AUCTION TUCSON , Seller Type Other , **To Be Sold Pending Seller Confirmation** , With Weather Guard Storage Box , Driver Side Of Box Dented , Dimensions 22 ft L X 6 ft W X 7 ft H , Mileage 127947 , Odometer Statement Box A - Actual Mileage , Title Status On File , Drive Status Starts/Runs , **As-Is/Where-Is: No Guarantee On Roadworthiness Or Drive Status** , Engine 6.2L V8 FI , Fuel Flexible-Fuel , Drive Type RWD , Body Type Crew Cab / LWB 4D , Color White , VIN/SERIAL 1FT7W2A69FEA27723
- 3970  **Lot 3970: 2012 Ford Transit Connect XL Cargo Van**
ASSET LOCATION: SIERRA AUCTION PHOENIX , Seller Type Business Fleet , Mileage 144592 , Odometer Statement Box A - Actual Mileage , Title Status On File , Drive Status Starts/Runs , **As-Is/Where-Is: No Guarantee On Roadworthiness Or Drive Status** , Engine 2.0L I4 SMPI , Fuel Gasoline , Transmission Automatic , Drive Type FWD , Body Type Cargo Van 2D , Trim Package Cargo Van XL , Color White , VIN/SERIAL NM0LS7CN5CT125454
- 3971  **Lot 3971: 2012 Ram 1500 ST Work Truck**
ASSET LOCATION: SIERRA AUCTION TUCSON , Seller Type Municipal/Government Fleet , Mileage 135819 , Odometer Statement Box A - Actual Mileage , Title Status On File , Drive Status Starts/Runs With Jump , **As-Is/Where-Is: No Guarantee On Roadworthiness Or Drive Status** , Engine 4.7L V8 SMPI , Fuel Gasoline , Transmission Automatic , Drive Type RWD , Body Type Regular Cab 2D , Color White , VIN/SERIAL 3C6JD6AP9CG194218
- 3973  **Lot 3973: 2014 Ford F150 XL Work Truck**
ASSET LOCATION: SIERRA AUCTION TUCSON , Seller Type Municipal/Government Fleet , Consignor Reports Engine Issues , With Weather Guard Storage Box , Tailgate Removed And In Bed Of Truck , Rooftop Safety Light , Dimensions 18ft L X 6ft W X 77"H , Mileage 127449 , Odometer Statement Box A - Actual Mileage , Title Status On File , Drive Status Starts/Runs With Jump , **As-Is/Where-Is: No Guarantee On Roadworthiness Or Drive Status** , Engine 5.0L V8 SMPI , Fuel Flexible-Fuel , Transmission Automatic , Drive Type 4WD , Body Type Supercab 4D , Color White , VIN/SERIAL 1FTFX1EF3EFB86498
- 3975  **Lot 3975: 2013 Chevrolet Silverado 2500HD W/T Service Truck**
ASSET LOCATION: SIERRA AUCTION TUCSON , Seller Type Business Fleet , **To Be Sold Pending Seller Confirmation** , Features: Cargo/Ladder Rack , Utility Body , With Knapheide Utility Body , Dimensions 21 ft L X 7 ft W X 7 ft H , Mileage 171983 , Odometer Statement Box A - Actual Mileage , Title Status On File , Drive Status Starts/Runs , **As-Is/Where-Is: No Guarantee On Roadworthiness Or Drive Status** , Engine 6.0L V8 OHV 16V FFV , Fuel Gasoline , Transmission Automatic , Body Type REGULAR CAB PICKUP 2-DR , Color White , VIN/SERIAL 1GB1KVCG5DF170558
- 3977  **Lot 3977: 2014 GMC Sierra 3500HD SLE Work Truck**
ASSET LOCATION: SIERRA AUCTION TUCSON , Seller Type Other , **To Be Sold Pending Seller Confirmation** , Dimensions 21ft L X 6ft W 78"H , Mileage 229243 , Odometer Statement Box A - Actual Mileage , Title Status On File , Drive Status Starts/Runs , **As-Is/Where-Is: No Guarantee On Roadworthiness Or Drive Status** , Engine 6.0L V8 SFI , Fuel Flexible-Fuel , Transmission Automatic , Drive Type 4WD , Body Type Crew Cab / LWB 4D , VIN/SERIAL 1GT423CG7EF177395
- 3979  **Lot 3979: 2006 Ford F150 XL Work Truck**
ASSET LOCATION: SIERRA AUCTION TUCSON , Seller Type Municipal/Government Fleet , **To Be Sold Pending Seller Confirmation** , Mileage 111274 , Odometer Statement Box A - Actual Mileage , Title Status On File , Drive Status Starts/Runs With Jump , **As-Is/Where-Is: No Guarantee On Roadworthiness Or Drive Status** , Engine 4.2L V6 EFI , Fuel Gasoline , Transmission Automatic , Drive Type RWD , Body Type Regular Cab 4D , Color White , VIN/SERIAL 1FTRF12276KD28720
- 3980  **Lot 3980: 2008 Ford F250 Super Duty Work Truck**
ASSET LOCATION: SIERRA AUCTION PHOENIX , Seller Type Municipal/Government Fleet , Features: Toolbox , Work Lights , Mileage 126207 , Odometer Statement Box A - Actual Mileage , Title Status On File , Drive Status Starts/Runs , **As-Is/Where-Is: No Guarantee On Roadworthiness Or Drive Status** , Engine 5.4L V8 EFI , Fuel Gasoline , Transmission Automatic , Drive Type RWD , Body Type Regular Cab 2D , Trim Package XL , Color White , VIN/SERIAL 1FTNF20538EB77488

3981		Lot 3981: 1997 GMC W3500 Box Truck ASSET LOCATION: SIERRA AUCTION TUCSON , Seller Type Business Fleet, Box Severely Damaged , No Roll Up Door , Driver Door Damaged , Passenger Door Inop , Dimensions 21 ft L X 8 ft W X 11ft H, Mileage 158451 , Odometer Statement Box A - Actual Mileage , Title Status On File , Drive Status NonRunner , **As-Is/Where-Is: No Guarantee On Roadworthiness Or Drive Status** , Engine 5.7L V8 Unleaded Gas , Fuel Gasoline , Transmission Automatic , Drive Type 4X2 , Body Type Forward/Tiltmaster Tilt Cab Chassis Truck Delivery , Trim Package Med Tilt 67.9 BBC , Color White , VIN/SERIAL 4KDB4B1R0VJ004035	3988		Lot 3988: 2016 Ford F250 Super Duty XL Work Truck ASSET LOCATION: SIERRA AUCTION PHOENIX , Seller Type Municipal/Government Fleet , Features: Work Lights, Mileage 64419 , Odometer Statement Box A - Actual Mileage , Title Status On File , Drive Status Starts/Runs , **As-Is/Where-Is: No Guarantee On Roadworthiness Or Drive Status** , Engine 6.2L V8 FI , Fuel Flexible-Fuel , Transmission Automatic , Drive Type RWD , Body Type Regular Cab 2D , Trim Package XL , Color White , VIN/SERIAL 1FTBF2A66GEC73995
3982		Lot 3982: 2008 Ford F250 Work Truck ASSET LOCATION: SIERRA AUCTION PHOENIX , Seller Type Municipal/Government Fleet , Features: Utility Body, Work Lights, Mileage 94961 , Odometer Statement Box A - Actual Mileage , Title Status On File , Drive Status Starts/Runs , **As-Is/Where-Is: No Guarantee On Roadworthiness Or Drive Status** , Engine 5.4L V8 EFI , Fuel Gasoline , Transmission Automatic , Drive Type RWD , Body Type Regular Cab 2D , Trim Package XL 2WD , Color White , VIN/SERIAL 1FDNF20588EC53704	3989		Lot 3989: 2007 Ford E350 Super Duty Shuttle Bus ASSET LOCATION: SIERRA AUCTION TUCSON , Seller Type Municipal/Government Fleet , **To Be Sold Pending Seller Confirmation** , Features: Handicap Accessible, A 10% Buyer's Premium Applies To This Lot, Mileage 63139 , Odometer Statement Box A - Actual Mileage , Title Status On File , Drive Status Starts/Runs , **As-Is/Where-Is: No Guarantee On Roadworthiness Or Drive Status** , Engine 6.8L V10 EFI , Fuel Gasoline , Transmission Automatic , Drive Type RWD , Body Type Parcel Delivery 2D , Color White , VIN/SERIAL 1FDWE35S17DB43061
3983		Lot 3983: 2002 Chevrolet Express 3500 Cargo Van ASSET LOCATION: SIERRA AUCTION TUCSON , Seller Type Municipal/Government Fleet , **To Be Sold Pending Seller Confirmation** , Features: Cargo/Ladder Rack, Rear Load, Side Load, Consignor Reports Slow Start , Starts But Won't Stay Running , With 20ft Werner Extension Ladder , Metal Shelving , Dimensions 17 ft L X 6ft W X 8 ft H, Mileage 128211 , Odometer Statement Box A - Actual Mileage , Title Status On File , Drive Status Stationary , **As-Is/Where-Is: No Guarantee On Roadworthiness Or Drive Status** , Engine 5.7L V8 CPI , Fuel Gasoline , Transmission Automatic , Drive Type RWD , Body Type Cargo Van 3D , Color White , VIN/SERIAL 1GCHG35R921207278	3990		Lot 3990: 2002 Ford F350 Super Duty XL Work Truck ASSET LOCATION: SIERRA AUCTION PHOENIX , Seller Type Municipal/Government Fleet , Features: Cargo/Ladder Rack, Utility Body, Work Lights, Mileage 150506 , Odometer Statement Box A - Actual Mileage , Title Status On File , Drive Status Starts/Runs , **As-Is/Where-Is: No Guarantee On Roadworthiness Or Drive Status** , Engine 5.4L V8 EFI , Fuel Gasoline , Transmission Automatic , Drive Type RWD , Body Type Cab/Chassis / Regular Cab 2D , Trim Package XL 2WD , Color White , VIN/SERIAL 1FDSF34L92EC10465
3984		Lot 3984: 2008 Ford F350 Work Truck ASSET LOCATION: SIERRA AUCTION PHOENIX , Seller Type Municipal/Government Fleet , Features: Cargo/Ladder Rack, Liftgate, Utility Body, Work Lights, Mileage 121608 , Odometer Statement Box A - Actual Mileage , Title Status On File , Drive Status Starts/Runs , **As-Is/Where-Is: No Guarantee On Roadworthiness Or Drive Status** , Engine 5.4L V8 SOHC 24V , Fuel Gasoline , Transmission Automatic , Drive Type RWD , Body Type Chassis and Cab , Trim Package XL 2WD , Color White , VIN/SERIAL 1FDSF34578EC38887	3991		Lot 3991: 2013 Ford F-750 XL Super Duty Crane Truck ASSET LOCATION: SIERRA AUCTION TUCSON , Seller Type Business Fleet, Consignor Reports Check Engine Light On , ABS Light On , Right Side Turret Beacon Inop , Hydraulic Leak In Turret , Electrical Draw Draining New Batteries, Mileage 92222 , Hours 11,102 , Odometer Statement Box A - Actual Mileage , Title Status On File , Drive Status Starts/Runs , **As-Is/Where-Is: No Guarantee On Roadworthiness Or Drive Status** , Engine 6.7L L6 DIESEL , Fuel Diesel , Transmission Automatic , Drive Type 4X2 , Body Type Chassis , Trim Package Regular Cab DRW , Color White , VIN/SERIAL 3FRNF7FKXD024909
3985		Lot 3985: 2005 GMC C5500 ASSET LOCATION: SIERRA AUCTION TUCSON , Seller Type Other , **To Be Sold Pending Seller Confirmation** , Features: Tow Hitch, No Truck Bed , Dimensions 34 ft L X 8 ft W 90" H, Mileage 163199 , Odometer Statement Box A - Actual Mileage , Title Status On File , Drive Status Starts/Runs , **As-Is/Where-Is: No Guarantee On Roadworthiness Or Drive Status** , Engine 8.1L V8 MFI , Fuel Gasoline , Transmission Automatic , Drive Type Four-Wheel Drive , Body Type Conventional Cab Chassis Truck Delivery , Color White , VIN/SERIAL 1GDG5C1E75F908778	3992		Lot 3992: 2008 Ford F250 Super Duty XL Work Truck ASSET LOCATION: SIERRA AUCTION PHOENIX , Seller Type Municipal/Government Fleet , Features: Pintle Hitch, Traffic Arrow Board, Utility Body, Work Lights, Mileage 107734 , Odometer Statement Box A - Actual Mileage , Title Status On File , Drive Status Starts/Runs , **As-Is/Where-Is: No Guarantee On Roadworthiness Or Drive Status** , Engine 5.4L V8 EFI , Fuel Gasoline , Transmission Automatic , Drive Type RWD , Body Type Regular Cab 2D , Trim Package XL 2WD , Color White , VIN/SERIAL 1FDNF20578EC93689
3986		Lot 3986: 2008 Ford F250 Super Duty XL Work Truck ASSET LOCATION: SIERRA AUCTION PHOENIX , Seller Type Municipal/Government Fleet , Features: Pintle Hitch, Traffic Arrow Board, Utility Body, Work Lights, Mileage 134660 , Odometer Statement Box A - Actual Mileage , Title Status On File , Drive Status Starts/Runs , **As-Is/Where-Is: No Guarantee On Roadworthiness Or Drive Status** , Engine 5.4L V8 EFI , Fuel Gasoline , Transmission Automatic , Drive Type RWD , Body Type Regular Cab 2D , Trim Package XL , Color White , VIN/SERIAL 1FTNF205X8EC53725	3993		Lot 3993: 2013 Ford F-750 XL Super Duty Crane Truck ASSET LOCATION: SIERRA AUCTION TUCSON , Seller Type Business Fleet, Consignor Reports Check Engine Light On And Hydraulic Leak In Turret, Mileage 90148 , Hours 6,734 , Odometer Statement Box A - Actual Mileage , Title Status On File , Drive Status Starts/Runs , **As-Is/Where-Is: No Guarantee On Roadworthiness Or Drive Status** , Engine 6.7L L6 DIESEL , Fuel Diesel , Transmission Automatic , Drive Type 4X2 , Body Type Chassis , Color White , VIN/SERIAL 3FRNF7FK5DV026180
			3995		Lot 3995: 1997 GMC W3500 Box Truck ASSET LOCATION: SIERRA AUCTION TUCSON , Seller Type Business Fleet , Features: Liftgate, Roll-Up Door, With Metal Shelving , Dimensions 21 ft L X 8 ft W X 11 ft H, Mileage 179370 , Odometer Statement Box A - Actual Mileage , Title Status On File , Drive Status NonRunner , **As-Is/Where-Is: No Guarantee On Roadworthiness Or Drive Status** , Engine 5.7L V8 Unleaded Gas , Fuel Gasoline , Transmission Automatic , Drive Type 4X2 , Body Type Forward/Tiltmaster Tilt Cab Chassis Truck Delivery , Trim Package Med Tilt 67.9 BBC , Color White , VIN/SERIAL 4KDB4B1R3VJ000075


3996		Lot 3996: 2008 Ford F250 Work Truck ASSET LOCATION: SIERRA AUCTION PHOENIX , Seller Type Municipal/Government Fleet , Features: Cargo/Ladder Rack, Work Lights, Mileage 116611 , Odometer Statement Box A - Actual Mileage , Title Status On File , Drive Status Starts/Runs , **As-Is/Where-Is: No Guarantee On Roadworthiness Or Drive Status** , Engine 5.4L V8 EFI , Fuel Gasoline , Drive Type RWD , Body Type Regular Cab 2D , Trim Package XL , Color White , VIN/SERIAL 1FTNF20528EC99856	4002		Lot 4002: 2017 Chevrolet Silverado 2500 Work Truck ASSET LOCATION: SIERRA AUCTION PHOENIX , Seller Type Municipal/Government Fleet , Features: Liftgate, Utility Body, Work Lights, Mileage 84304 , Odometer Statement Box A - Actual Mileage , Title Status On File , Drive Status Starts/Runs With Jump , **As-Is/Where-Is: No Guarantee On Roadworthiness Or Drive Status** , Engine 6.0L V8 SFI , Fuel Gasoline , Transmission Automatic , Drive Type RWD , Body Type Regular Cab 2D , Trim Package Work Truck , Color White , VIN/SERIAL 1GB0CUEG9HZ266004
3997		Lot 3997: 2007 Ford F550 XL Super Duty Service Truck ASSET LOCATION: SIERRA AUCTION TUCSON , Seller Type Business Fleet , Features: Cargo/Ladder Rack, Utility Body, Consignor Reports Bad Engine , Bad Batteries, Mileage 80554 , Hours 4,232 , Odometer Statement Box A - Actual Mileage , Title Status On File , Drive Status Starts/Runs With Jump , **As-Is/Where-Is: No Guarantee On Roadworthiness Or Drive Status** , Engine 6.0L V8 Diesel , Fuel Diesel , Transmission Automatic , Drive Type RWD , Body Type Crew Cab Chassis , Trim Package Crew Cab 2WD DRW , Color White , VIN/SERIAL 1FDAW56P27EB49295	4003		Lot 4003: 2005 Chevrolet W4500 Flatbed Truck ASSET LOCATION: SIERRA AUCTION TUCSON , Seller Type Business Fleet , Features: Metal Deck, Dimensions 21 ft L X 8 ft W X 7 ft H , Flatbed 16 ft L X 8 ft W, Mileage 216231 , Odometer Statement Box A - Actual Mileage , Title Status On File , Drive Status NonRunner , **As-Is/Where-Is: No Guarantee On Roadworthiness Or Drive Status** , Engine 5.2L L4 Diesel , Fuel Diesel , Transmission Automatic , Body Type Forward/Tiltmaster Tilt Cab Chassis Truck Delivery , Color White , VIN/SERIAL J8BC4B16557009119
3998		Lot 3998: 2008 Ford F250 Super Duty XL Work Truck ASSET LOCATION: SIERRA AUCTION PHOENIX , Seller Type Municipal/Government Fleet , Features: Hose Reel/s, Toolbox, Utility Body, Work Lights, Mileage 122887 , Odometer Statement Box A - Actual Mileage , Title Status On File , Drive Status Starts/Runs With Jump , **As-Is/Where-Is: No Guarantee On Roadworthiness Or Drive Status** , Engine 5.4L V8 EFI , Fuel Gasoline , Transmission Automatic , Drive Type RWD , Body Type Regular Cab 2D , Trim Package XL 2WD , Color White , VIN/SERIAL 1FDNF20518EC53706	4004		Lot 4004: 2012 Ford F250 Work Truck ASSET LOCATION: SIERRA AUCTION PHOENIX , Seller Type Municipal/Government Fleet , Features: Liftgate, Utility Body, Work Lights, Mileage 141092 , Odometer Statement Box A - Actual Mileage , Title Status On File , Drive Status Starts/Runs With Jump , **As-Is/Where-Is: No Guarantee On Roadworthiness Or Drive Status** , Engine 6.2L V8 EFI , Fuel Flex-Fuel (Unleaded/E85) , Drive Type RWD , Body Type Regular Cab 2D , Trim Package XL , Color White , VIN/SERIAL 1FTBF2A64CEC12901
3999		Lot 3999: 2006 Chevrolet Express 2500 Cargo Van ASSET LOCATION: SIERRA AUCTION TUCSON , Seller Type Charity Unit, Donor Reports Needs New Joints On The Fromt Suspension And Radiator May Have A Leak , Does Not Stay Running , Paint Damaged , Passenger Side Damage, Mileage 199102 , Odometer Statement Box A - Actual Mileage , Title Status On File , Drive Status Stationary , **As-Is/Where-Is: No Guarantee On Roadworthiness Or Drive Status** , Engine 4.8L V8 SFI , Fuel Gasoline , Transmission Automatic , Drive Type RWD , Body Type Cargo Van / Wagon 3D , Color White , VIN/SERIAL 1GCGG25V961154865	4005		Lot 4005: 2008 Ford F350 Super Duty XLT Work Truck ASSET LOCATION: SIERRA AUCTION TUCSON , Seller Type Municipal/Government Fleet , **To Be Sold Pending Seller Confirmation** , Consignor Reports Running Condition , The Shifter May Be Broken As It Dispalys In Park , We Were Not Able To Start Vehicle Due To That Issue , Driver Side Damage, Mileage 114573 , Odometer Statement Box A - Actual Mileage , Title Status On File , Drive Status Starts/Runs , **As-Is/Where-Is: No Guarantee On Roadworthiness Or Drive Status** , Engine 6.4L V8 FI , Fuel Diesel , Transmission Automatic , Drive Type RWD , Body Type Crew Cab 4D , Color Red , VIN/SERIAL 1FTWW30R68EC88940
4000		Lot 4000: 1997 Chevrolet GMT400 3500 Work Truck ASSET LOCATION: SIERRA AUCTION PHOENIX , Seller Type Charity Unit, Started during initial inspection but struggles to maintain operation - possible motor issues, Mileage 206940 , Odometer Statement Box A - Actual Mileage , Title Status On File , Drive Status Stationary , **As-Is/Where-Is: No Guarantee On Roadworthiness Or Drive Status** , Engine 5.7L V8 OHV 16V , Fuel Gasoline , Drive Type RWD , Body Type Chassis and Cab , Trim Package Reg. Cab 2WD , Color White , VIN/SERIAL 1GBJC34R5VF001806	4006		Lot 4006: 2009 Chevrolet Silverado 2500 Work Truck ASSET LOCATION: SIERRA AUCTION PHOENIX , Seller Type Other, Mileage 279373 , Odometer Statement Box A - Actual Mileage , Title Status On File , Drive Status Starts/Runs , **As-Is/Where-Is: No Guarantee On Roadworthiness Or Drive Status** , Engine 6.0L V8 SFI , Fuel Gasoline , Drive Type RWD , Body Type Regular Cab 2D , Trim Package Work Truck Long Box 2WD , Color White , VIN/SERIAL 1GBH44K89E101594
4001		Lot 4001: 2012 Ford F550 Super Duty Service Truck ASSET LOCATION: SIERRA AUCTION TUCSON , Seller Type Municipal/Government Fleet , Features: Utility Body, Consignor Reports Engine Issues , Dimensions 21ft L X 8 ft W X 7.5 ft H, Mileage 167988 , Odometer Statement Box A - Actual Mileage , Title Status On File , Drive Status Starts/Runs With Jump , **As-Is/Where-Is: No Guarantee On Roadworthiness Or Drive Status** , Engine 6.7L V8 Diesel , Fuel Diesel , Transmission Automatic , Drive Type 4WD , Body Type Crew Cab Chassis , Trim Package Crew Cab DRW 4WD , Color White , VIN/SERIAL 1FD0W5HT8CEB79191	4007		Lot 4007: 1991 Chevrolet G20 Passenger Van ASSET LOCATION: SIERRA AUCTION TUCSON , Seller Type Charity Unit, Driver Front End Damaged , Tire Removed And Inside Vehicle , Dents Throughout, Mileage 85964 , Odometer Statement Box A - Actual Mileage , Title Status On File , Drive Status Stationary , **As-Is/Where-Is: No Guarantee On Roadworthiness Or Drive Status** , Engine 5.7L V8 TBI , Fuel Gasoline , Transmission Automatic , Drive Type RWD , Body Type Cargo Van 3D , Trim Package G20 , Color White , VIN/SERIAL 1GBEG25K4M7104208
			4008		Lot 4008: 2016 Chevrolet Silverado 2500 Work Truck ASSET LOCATION: SIERRA AUCTION PHOENIX , Seller Type Municipal/Government Fleet , Features: Liftgate, Utility Body, Work Lights, Mileage 83445 , Odometer Statement Box A - Actual Mileage , Title Status On File , Drive Status Starts/Runs With Jump , **As-Is/Where-Is: No Guarantee On Roadworthiness Or Drive Status** , Engine 6.0L V8 SFI , Fuel Diesel , Transmission Automatic , Drive Type RWD , Body Type Regular Cab 2D , Trim Package Work Truck , Color White , VIN/SERIAL 1GB0CUEG7GZ255985


4009		Lot 4009: 2005 Ford Ranger XLT Work Truck ASSET LOCATION: SIERRA AUCTION TUCSON , Seller Type Municipal/Government Fleet , **To Be Sold Pending Seller Confirmation** , Mileage 45388 , Odometer Statement Box A - Actual Mileage , Title Status On File , Drive Status NonRunner , **As-Is/Where-Is: No Guarantee On Roadworthiness Or Drive Status** , Engine 3.0L V6 EFI , Fuel Regular Unleaded , Transmission Automatic , Drive Type RWD , Body Type Supercab 2D , Color Red , VIN/SERIAL 1FTZR14U65PA72951	4016		Lot 4016: 2005 Ford F-350 Work Truck ASSET LOCATION: SIERRA AUCTION PHOENIX , Seller Type Municipal/Government Fleet , Features: Air Compressor, Traffic Arrow Board, Utility Body, Work Lights, Mileage 128063 , Odometer Statement Box A - Actual Mileage , Title Status On File , Drive Status Starts/Runs , **As-Is/Where-Is: No Guarantee On Roadworthiness Or Drive Status** , Engine 5.4L V8 SOHC 24V , Body Type Regular Cab 2D , Trim Package XL 2WD , Color White , VIN/SERIAL 1FDWF30565EC57398
4010		Lot 4010: 2004 Chevrolet Silverado 2500 Work Truck ASSET LOCATION: SIERRA AUCTION PHOENIX , Seller Type Business Fleet , Features: Cargo/Ladder Rack, Mileage 301296 , Hours 1,718 , Odometer Statement Box A - Actual Mileage , Title Status On File , Drive Status Starts/Runs , **As-Is/Where-Is: No Guarantee On Roadworthiness Or Drive Status** , Engine 6.0L V8 SFI , Fuel Gasoline , Transmission Automatic , Drive Type RWD , Body Type Regular Cab 2D , Trim Package LS , Color White , VIN/SERIAL 1GCGC24U14Z143183	4017		Lot 4017: 2007 Sterling L9500 Dump Truck ASSET LOCATION: SIERRA AUCTION TUCSON , Seller Type Municipal/Government Fleet , **To Be Sold Pending Seller Confirmation** , Won't Stay Running , Shuts Down After A Few Minutes , Bad Batteries, Mileage 133632 , Hours 7,330 , Odometer Statement Box A - Actual Mileage , Title Status On File , Drive Status Starts/Runs With Jump , **As-Is/Where-Is: No Guarantee On Roadworthiness Or Drive Status** , Engine 8.8L L6 DIESEL , Fuel Diesel , Transmission Automatic , Drive Type 6X4 , Body Type Chassis , Color White , VIN/SERIAL 2FZHAZDA87AX71007
4011		Lot 4011: 1996 Dodge Ram 3500 SLT ASSET LOCATION: SIERRA AUCTION TUCSON , Seller Type Charity Unit, Donor Reports Needs Alternator And Vacuum Leak That Goes To The Four Wheel Drive, Mileage 230607 , Odometer Statement Box A - Actual Mileage , Title Status On File , Engine 5.9L I6 MPI , Fuel Diesel , Transmission Automatic , Drive Type 4WD , Body Type Club Cab 2D , VIN 3B7MF33C5TM129912 , Color Red , Drive Status NonRunner	4018		Lot 4018: 2013 Ford F150 ASSET LOCATION: SIERRA AUCTION PHOENIX , Seller Type Municipal/Government Fleet, Mileage 230157 , Odometer Statement Box A - Actual Mileage , Title Status On File , Engine 3.7L V6 SMPI , Fuel Gasoline , Transmission Automatic , Drive Type 4WD , Body Type Regular Cab 2D , Trim Package XL , VIN 1FTMF1EM6DKF98946 , Color White , Drive Status Starts/Runs
4012		Lot 4012: 2002 Ford F350 Super Duty XL Work Truck ASSET LOCATION: SIERRA AUCTION PHOENIX , Seller Type Municipal/Government Fleet , Features: Air Compressor, Generator, Liftgate, Pintle Hitch, Mileage 035152 , Odometer Statement Box A - Actual Mileage , Title Status On File , Drive Status Starts/Runs , **As-Is/Where-Is: No Guarantee On Roadworthiness Or Drive Status** , Engine 5.4L V8 EFI , Fuel Gasoline , Transmission Automatic , Drive Type RWD , Body Type Cab/Chassis / Regular Cab 2D , Trim Package XL 2WD , Color White , VIN/SERIAL 1FDSF34L12EA31613	4019		Lot 4019: 2007 Caterpillar 924GZ Loader Tractor ASSET LOCATION: SIERRA AUCTION TUCSON , Seller Type Municipal/Government Fleet , **To Be Sold Pending Seller Confirmation** , No Key, Hours 7,776 , Title Brand No Title - Bill of Sale , Title Status No Title , Drive Status Starts/Runs , **As-Is/Where-Is: No Guarantee On Roadworthiness Or Drive Status** , Fuel Diesel , Transmission Automatic , Color Yellow , VIN/SERIAL RTA00892
4013		Lot 4013: 2010 Ford Transit Connect XLT Cargo Van ASSET LOCATION: SIERRA AUCTION TUCSON , Seller Type Charity Unit, Starts But Won't Stay Running , Front End Wrecked , Rear Taillight Damaged , Paint Damaged , Windshield Cracked, Mileage 152559 , Odometer Statement Box A - Actual Mileage , Title Status On File , Drive Status Stationary , **As-Is/Where-Is: No Guarantee On Roadworthiness Or Drive Status** , Engine 2.0L I4 SMPI , Fuel Gasoline , Transmission Automatic , Drive Type FWD , Body Type Cargo Van 2D , Color White , VIN/SERIAL NM0LS7BNXAT042083	4020		Lot 4020: 2016 Ford F150 Work Truck ASSET LOCATION: SIERRA AUCTION PHOENIX , Seller Type Municipal/Government Fleet , Features: Toolbox, Work Lights, Mileage 71294 , Odometer Statement Box A - Actual Mileage , Title Status On File , Drive Status Starts/Runs , **As-Is/Where-Is: No Guarantee On Roadworthiness Or Drive Status** , Engine 3.5L V6 SMPI , Fuel Flexible-Fuel , Transmission Automatic , Drive Type RWD , Body Type Regular Cab 2D , Trim Package XL , Color White , VIN/SERIAL 1FTMF1C83GKE19191
4014		Lot 4014: 2002 Ford F350 Work Truck ASSET LOCATION: SIERRA AUCTION PHOENIX , Seller Type Municipal/Government Fleet , Features: Cargo/Ladder Rack, Utility Body, Work Lights, Mileage 110140 , Odometer Statement Box A - Actual Mileage , Title Status On File , Drive Status Starts/Runs , **As-Is/Where-Is: No Guarantee On Roadworthiness Or Drive Status** , Engine 5.4L V8 EFI , Fuel Gasoline , Transmission Automatic , Drive Type RWD , Body Type Cab/Chassis / Regular Cab 2D , Trim Package XLT 2WD , Color White , VIN/SERIAL 1FDSF34L02EA31621	4021		Lot 4021: 1996 John Deere 6200 Tractor Mower ASSET LOCATION: SIERRA AUCTION TUCSON , Seller Type Municipal/Government Fleet , **To Be Sold Pending Seller Confirmation** , Consignor Reports Running Condition , Sierra Auction Unable To Confirm Due To No Key , Front Tire Off Rim, Title Brand No Title - Bill of Sale , Title Status No Title , Drive Status Starts/Runs , **As-Is/Where-Is: No Guarantee On Roadworthiness Or Drive Status** , Fuel Diesel , Transmission Automatic , Color Green , VIN/SERIAL L06200H180528
4015		Lot 4015: 2006 Chevrolet Silverado 3500 Crane Truck ASSET LOCATION: SIERRA AUCTION TUCSON , Seller Type Other , **To Be Sold Pending Seller Confirmation** , Features: Air Compressor, Cargo/Ladder Rack, Engine Ticking Noise , Dimensions 22 ft L X 7 ft W X 7 ft H, Mileage 91800 , Odometer Statement Box A - Actual Mileage , Title Status On File , Drive Status Starts/Runs , **As-Is/Where-Is: No Guarantee On Roadworthiness Or Drive Status** , Engine 6.0L V8 SFI , Fuel Gasoline , Transmission Automatic , Drive Type RWD , Body Type Cab/Chassis / LWB / Regular Cab / SWB 2D , Trim Package Regular Cab 2WD , Color White , VIN/SERIAL 1GBJC34U86E146172	4022		Lot 4022: 2018 Ford F150 Work Truck ASSET LOCATION: SIERRA AUCTION PHOENIX , Seller Type Municipal/Government Fleet , Features: Toolbox, Work Lights, Possible lifter issue, engine ticking, Mileage 90711 , Odometer Statement Box A - Actual Mileage , Title Status On File , Drive Status Starts/Runs With Jump , **As-Is/Where-Is: No Guarantee On Roadworthiness Or Drive Status** , Engine 5.0L V8 FI / SMPI , Fuel Gasoline , Drive Type RWD , Body Type Regular Cab 2D , Trim Package XL , Color White , VIN/SERIAL 1FTMF1C54JKD95318


- 4023**  **Lot 4023: 1984 Ford 545 Tractor**
ASSET LOCATION: SIERRA AUCTION TUCSON , Seller Type Municipal/Government Fleet , **To Be Sold Pending Seller Confirmation**, No Key, Hours 4,396 , Title Brand No Title - Bill of Sale , Title Status No Title , Drive Status NonRunner , **As-Is/Where-Is: No Guarantee On Roadworthiness Or Drive Status** , Fuel Diesel , Transmission Automatic , Color Yellow , VIN/SERIAL C721741


4024  **Lot 4024: 2007 Chevrolet Colorado Work Truck**
ASSET LOCATION: SIERRA AUCTION PHOENIX , Seller Type Municipal/Government Fleet , Features: Work Lights, Mileage 55496 , Odometer Statement Box A - Actual Mileage , Title Status On File , Drive Status Starts/Runs , **As-Is/Where-Is: No Guarantee On Roadworthiness Or Drive Status** , Engine 2.9L I4 SFI , Fuel Gasoline , Drive Type RWD , Body Type Extended Cab 2D , Trim Package LS , Color White , VIN/SERIAL 1GCCS199978128733


4025  **Lot 4025: 1996 Case 1845C**
ASSET LOCATION: SIERRA AUCTION TUCSON , Seller Type Municipal/Government Fleet , **To Be Sold Pending Seller Confirmation**, A 10% Buyer's Premium Applies To This Lot , With Mower Attachment, Hours 1,354 , Title Brand No Title - Bill of Sale , Title Status No Title , Drive Status Starts/Runs , **As-Is/Where-Is: No Guarantee On Roadworthiness Or Drive Status** , Fuel Diesel , Transmission Automatic , Color Yellow , VIN/SERIAL JAF0194384


4026  **Lot 4026: 2016 Chevrolet Silverado Work Truck**
ASSET LOCATION: SIERRA AUCTION PHOENIX , Seller Type Municipal/Government Fleet , Features: Work Lights, Mileage 57801 , Odometer Statement Box A - Actual Mileage , Title Status On File , Drive Status Starts/Runs , **As-Is/Where-Is: No Guarantee On Roadworthiness Or Drive Status** , Engine 4.3L V6 DI , Fuel Flex-Fuel (Unleaded/E85) , Transmission Automatic , Drive Type RWD , Body Type Double Cab 4D , Trim Package LS , Color White , VIN/SERIAL 1GCRCNEHXGZ160158


4027  **Lot 4027: 2006 Yale GLP100M Forklift**
ASSET LOCATION: SIERRA AUCTION TUCSON , Seller Type Municipal/Government Fleet, Truck Weight 17,000 lbs , Maximum Capacity 8400 lbs , Dimensions 17 ft L X 6ft W X 98"H , Bad Battery, Title Brand No Title - Bill of Sale , Title Status No Title , Drive Status Starts/Runs , **As-Is/Where-Is: No Guarantee On Roadworthiness Or Drive Status** , Fuel Propane , Transmission Automatic , Color Yellow , VIN/SERIAL E813V04713D


4028  **Lot 4028: 2004 Chevrolet Silverado 2500 Work Truck**
ASSET LOCATION: SIERRA AUCTION PHOENIX , Seller Type Other , Features: Cargo/Ladder Rack, Toolbox, Utility Body, Title Note: Buyer will need a level 1 inspection before being able to transfer title to their name., Mileage 426888 , Odometer Statement Box A - Actual Mileage , Title Status On File , Drive Status Starts/Runs , **As-Is/Where-Is: No Guarantee On Roadworthiness Or Drive Status** , Engine 6.0L V8 SFI , Fuel Gasoline , Transmission Automatic , Drive Type RWD , Body Type Regular Cab 2D , Trim Package Work Truck Long Bed 2WD , Color White , VIN/SERIAL 1GBHC24U04E143949


4029  **Lot 4029: 2005 Yale GDP100M Forklift**
ASSET LOCATION: SIERRA AUCTION TUCSON , Seller Type Municipal/Government Fleet, With 6ft Forks , 8500 lb Capacity, Hours 5,183 , Title Brand No Title - Bill of Sale , Title Status No Title , Drive Status Starts/Runs , **As-Is/Where-Is: No Guarantee On Roadworthiness Or Drive Status** , Fuel Diesel , Transmission Automatic , Color Yellow , VIN/SERIAL E813V03286C


4030  **Lot 4030: 2017 Chevrolet Silverado 2500 Work Truck**
ASSET LOCATION: SIERRA AUCTION PHOENIX , Seller Type Municipal/Government Fleet , Features: Cargo/Ladder Rack, Liftgate, Utility Body, Work Lights, Title Note: Buyer will need a level 1 inspection before being able to transfer title to their name., Mileage 49301 , Odometer Statement Box A - Actual Mileage , Title Status On File , Drive Status Starts/Runs With Jump , **As-Is/Where-Is: No Guarantee On Roadworthiness Or Drive Status** , Engine 6.0L V8 SFI , Fuel Gasoline , Transmission Automatic , Drive Type RWD , Body Type Regular Cab 2D , Trim Package Work Truck , Color White , VIN/SERIAL 1GB0CUEG4HZ158907


4031  **Lot 4031: 2006 Carson Trailer HiWay Cargo Trailer**
ASSET LOCATION: SIERRA AUCTION TUCSON , Seller Type Municipal/Government Fleet , Features: Generator, Pintle Hitch, Rear Load, Side Load, Swing Open Doors, Tandem Axles, Wood Deck, 7X10 , With Onan Generator 7KW (Engine Issues), Title Status On File , Drive Status Stationary , **As-Is/Where-Is: No Guarantee On Roadworthiness Or Drive Status** , Color White , VIN/SERIAL 4HXXHC10216C103971

















4032  **Lot 4032: 2016 Chevrolet Silverado 2500 Work Truck**
ASSET LOCATION: SIERRA AUCTION PHOENIX , Seller Type Municipal/Government Fleet , Features: Utility Body, Work Lights, Mileage 90226 , Odometer Statement Box A - Actual Mileage , Title Status On File , Drive Status Starts/Runs , **As-Is/Where-Is: No Guarantee On Roadworthiness Or Drive Status** , Engine 6.0L V8 SFI , Fuel Diesel , Transmission Automatic , Drive Type RWD , Body Type Regular Cab 2D , Trim Package Work Truck , Color White , VIN/SERIAL 1GB0CUEG8GZ211817










4033  **Lot 4033: 1993 Pinig PPT12 Pole Trailer**
ASSET LOCATION: SIERRA AUCTION TUCSON , Seller Type Municipal/Government Fleet , Features: Air Brakes, Pintle Hitch, Dimensions 27 ft L X 8 ft W, Title Status On File , Drive Status Stationary , **As-Is/Where-Is: No Guarantee On Roadworthiness Or Drive Status** , Color Orange , VIN/SERIAL 1W9PT211XPP209001

4034  **Lot 4034: 2005 Ford F550 Super Duty Utility Truck**
ASSET LOCATION: SIERRA AUCTION PHOENIX , Seller Type Municipal/Government Fleet , Features: Air Compressor, Crane, Liftgate, Pintle Hitch, Toolbox, Utility Body, Work Lights, Mileage 188071 , Odometer Statement Box A - Actual Mileage , Title Status On File , Drive Status Starts/Runs , **As-Is/Where-Is: No Guarantee On Roadworthiness Or Drive Status** , Engine 6.8L V10 EFI , Fuel Gasoline , Transmission Automatic , Drive Type RWD , Body Type Regular Cab Chassis , Trim Package Regular Cab 2WD DRW , Color White , VIN/SERIAL 1FDAF56Y25EC20601

4035  **Lot 4035: 2000 WELLS TW101 Trailer**
ASSET LOCATION: SIERRA AUCTION TUCSON , Seller Type Municipal/Government Fleet, Dimensions 15 ft L X 7 ft W X 7 ft H , Box 10 ft L X 6 ft W, Title Status On File , Drive Status Stationary , **As-Is/Where-Is: No Guarantee On Roadworthiness Or Drive Status** , Color White , VIN/SERIAL 1WC200D18Y7005541

4036  **Lot 4036: 2009 Ford F550 Other**
ASSET LOCATION: SIERRA AUCTION PHOENIX , Seller Type Municipal/Government Fleet, Mileage 204824 , Odometer Statement Box A - Actual Mileage , Title Status On File , Drive Status Starts/Runs , **As-Is/Where-Is: No Guarantee On Roadworthiness Or Drive Status** , Engine 6.8L V10 EFI , Fuel Gasoline , Transmission Automatic , Drive Type RWD , Body Type Regular Cab Chassis , Trim Package Regular Cab 2WD DRW , Color White , VIN/SERIAL 1FDAF56Y49EA09695

4037		Lot 4037: 2006 Towmaster T20 Flatbed Trailer ASSET LOCATION: SIERRA AUCTION TUCSON , Seller Type Municipal/Government Fleet , Features: Air Brakes, Pintle Hitch, Ramps, Tandem Axles, Wood Deck, Dimensions 25 ft L X 8.5 ft W, deck 19 ft L, Title Status On File , Drive Status Stationary , **As-Is/Where-Is: No Guarantee On Roadworthiness Or Drive Status**, Body Type Trailer , Color Black , VIN/SERIAL 4KNFT19236L161758	4047		Lot 4047: 2010 E-Z-GO MPT1000 Utility Cart ASSET LOCATION: SIERRA AUCTION TUCSON , Seller Type Municipal/Government Fleet, Consignor Reports Electrical Issues , Dead Batteries, Title Brand No Title - Bill of Sale , Title Status On File , Drive Status NonRunner , **As-Is/Where-Is: No Guarantee On Roadworthiness Or Drive Status**, Fuel Electric , Transmission Automatic , Color Black , VIN/SERIAL 2685803
4038		Lot 4038: 2003 Ford F550 Super Duty Utility Truck ASSET LOCATION: SIERRA AUCTION PHOENIX , Seller Type Municipal/Government Fleet , Features: Air Compressor, Crane, Generator, Hose Reel/s, Liftgate, Pintle Hitch, Toolbox, Utility Body, Winch, Work Lights, Mileage 96891 , Hours 986 , Odometer Statement Box A - Actual Mileage , Title Status On File , Drive Status Starts/Runs , **As-Is/Where-Is: No Guarantee On Roadworthiness Or Drive Status**, Engine 6.8L V10 EFI , Fuel Gasoline , Transmission Automatic , Drive Type RWD , Body Type Regular Cab Chassis , Trim Package Regular Cab 2WD DRW , Color White , VIN/SERIAL 1FDAF56S93EA10571	4049		Lot 4049: 2011 Kawasaki KAF400-B Utility Cart ASSET LOCATION: SIERRA AUCTION TUCSON , Seller Type Municipal/Government Fleet , Features: Dump Body, Engine Runs Rough , Bad Engine , Won't Stay Running , Dimensions 10 ft L X 5 ft W X 5 ft H, Hours 1,260 , Odometer Statement Box A - Actual Mileage , Title Status On File , Drive Status Stationary , **As-Is/Where-Is: No Guarantee On Roadworthiness Or Drive Status**, Engine 400CC , Fuel Gasoline , Transmission Automatic , Body Type ROV , Color Burgundy , VIN/SERIAL JK1AFEB18BB521555
4039		Lot 4039: 1974 Koenig 882D Trailer Vacuum ASSET LOCATION: SIERRA AUCTION TUCSON , Seller Type Municipal/Government Fleet , Features: Hose Reel/s, Pintle Hitch, Tandem Axles, Odometer Statement Box A - Actual Mileage , Title Status On File , Drive Status Stationary , **As-Is/Where-Is: No Guarantee On Roadworthiness Or Drive Status**, Color White , VIN/SERIAL 33137	4050		Lot 4050: 2008 Ford F350 Work Truck ASSET LOCATION: SIERRA AUCTION PHOENIX , Seller Type Municipal/Government Fleet, Mileage 141695 , Odometer Statement Box A - Actual Mileage , Title Status On File , Drive Status Starts/Runs With Jump , **As-Is/Where-Is: No Guarantee On Roadworthiness Or Drive Status**, Engine 5.4L V8 EFI , Fuel Gasoline , Transmission Automatic , Drive Type RWD , Body Type Crew Cab 4D , Trim Package XL , Color White , VIN/SERIAL 1FTWW305X8EB86473
4041		Lot 4041: 1991 Taylors Trailers Flatbed Trailer ASSET LOCATION: SIERRA AUCTION TUCSON , Seller Type Municipal/Government Fleet , Features: Tandem Axles, Wood Deck, Trailer Jacket Inop , Dimensions 22 ft L X 8 ft W , Trailer Deck 20 ft L, Title Status On File , Drive Status Stationary , **As-Is/Where-Is: No Guarantee On Roadworthiness Or Drive Status**, Color White , VIN/SERIAL 1T97S2023MA278170	4051		Lot 4051: 2012 Cushman 1600XD Utility Cart ASSET LOCATION: SIERRA AUCTION TUCSON , Seller Type Municipal/Government Fleet , **To Be Sold Pending Seller Confirmation**, No Key, Title Brand No Title - Bill of Sale , Title Status No Title , Drive Status NonRunner , **As-Is/Where-Is: No Guarantee On Roadworthiness Or Drive Status**, Fuel Gasoline , Transmission Automatic , Color Black , VIN/SERIAL AD1UW22BPC2000109
4043		Lot 4043: 2025 JIASHAN XINHUACHANG 20Ft Storage Container ASSET LOCATION: SIERRA AUCTION TUCSON , Seller Type Other , Features: Dual Entry Doors, Title Brand No Title - Bill of Sale , Title Status No Title , Drive Status Stationary , **As-Is/Where-Is: No Guarantee On Roadworthiness Or Drive Status**, Color Beige , VIN/SERIAL XHCU2819301	4053		Lot 4053: 2003 Case 570 MXT Loader Tractor ASSET LOCATION: SIERRA AUCTION TUCSON , Seller Type Municipal/Government Fleet, A 10% Buyer's Premium Applies To This Lot , Consignor Reports Bad Transmission , With Gannon Rear Loader Bucket , No Keys , Driver Door Missing, Hours 6,235 , Title Brand No Title - Bill of Sale , Title Status No Title , Drive Status NonRunner , **As-Is/Where-Is: No Guarantee On Roadworthiness Or Drive Status**, Fuel Diesel , Transmission Automatic , Color Yellow , VIN/SERIAL JJG0301041
4044		Lot 4044: 2020 Chevrolet Silverado 2500 Work Truck ASSET LOCATION: SIERRA AUCTION PHOENIX , Seller Type Other , Features: Auxiliary Fuel Tank, Toolbox, Mileage 216577 , Drive Status Starts/Runs , **As-Is/Where-Is: No Guarantee On Roadworthiness Or Drive Status**, Engine V8 6.6L , Fuel Gasoline , Transmission Automatic , Drive Type 4WD , Body Type Crew Cab 4D , Trim Package Work Truck , Color White , VIN/SERIAL 1GC1YLE7XLF217867	4055		Lot 4055: 2019 Chevrolet Express 2500 Cargo Van ASSET LOCATION: SIERRA AUCTION TUCSON , Seller Type Other , **To Be Sold Pending Seller Confirmation** , Features: Rear Load, Side Load, Swing Open Doors, Mileage 148555 , Odometer Statement Box A - Actual Mileage , Title Status On File , Drive Status Starts/Runs , **As-Is/Where-Is: No Guarantee On Roadworthiness Or Drive Status**, Engine 4.3L V6 DI , Fuel Gasoline , Transmission Automatic , Drive Type Rear-Wheel Drive , Body Type Cargo Van / SWB 3D , Color White , VIN/SERIAL 1GCWGAFP9K1172363
4045		Lot 4045: 2025 20Ft Storage Container ASSET LOCATION: SIERRA AUCTION TUCSON , Seller Type Other , Features: Dual Entry Doors, Swing Open Doors, Title Brand No Title - Bill of Sale , Title Status No Title , Drive Status Stationary , **As-Is/Where-Is: No Guarantee On Roadworthiness Or Drive Status**, Color Beige , VIN/SERIAL CIMU0126335	4182		Lot 4182: Mesa Precision Service Trailer Trailer ASSET LOCATION: SIERRA AUCTION PHOENIX , Seller Type Municipal/Government Fleet, 29 Ft total length / 10.5 Ft total height Pintel Hitch, Title Brand No Title - Bill of Sale , Title Status No Title , Drive Status Stationary , **As-Is/Where-Is: No Guarantee On Roadworthiness Or Drive Status**, Color White , VIN/SERIAL 1M9UE29205M485006
4046		Lot 4046: 2000 Chevrolet C/K3500 Work Truck ASSET LOCATION: SIERRA AUCTION PHOENIX , Seller Type Other, Mileage 105858 , Drive Status Starts/Runs With Jump , **As-Is/Where-Is: No Guarantee On Roadworthiness Or Drive Status**, Engine 5.7L V8 OHV 16V , Fuel Gasoline , Transmission Automatic , Drive Type RWD , Body Type Chassis and Cab , Trim Package Reg. Cab 2WD , Color White , VIN/SERIAL 1GBJC34R0YF422787	4184		Lot 4184: Mesa Precision Service Trailer Trailer ASSET LOCATION: SIERRA AUCTION PHOENIX , Seller Type Municipal/Government Fleet, 29 Ft total length / 10.5 total height Pintel hitch, Title Brand No Title - Bill of Sale , Title Status No Title , Drive Status Stationary , **As-Is/Where-Is: No Guarantee On Roadworthiness Or Drive Status**, Color White , VIN/SERIAL 1M9UE29204M48510

- 4188  **Lot 4188: 2012 Fleming TT416-6 Tilt Deck Trailer**
ASSET LOCATION: SIERRA AUCTION PHOENIX , Seller Type Municipal/Government Fleet , Features: Chains/Binders, Pintle Hitch, 23 ft total length, Odometer Statement Box A - Actual Mileage , Title Status On File , Drive Status Stationary , **As-Is/Where-Is: No Guarantee On Roadworthiness Or Drive Status** , Color White , VIN/SERIAL 1F9KS1622C1025744
- 4190  **Lot 4190: 2020 Vermeer BC1500 Chip Spreader**
ASSET LOCATION: SIERRA AUCTION PHOENIX , Seller Type Business Fleet , **To Be Sold Pending Seller Confirmation** , Hours 1,361 , Drive Status Stationary , **As-Is/Where-Is: No Guarantee On Roadworthiness Or Drive Status** , Fuel Not Applicable , Drive Type Not Applicable , Color White , VIN/SERIAL 1VR2181V1L1009755
- 4192  **Lot 4192: 1993 Fleming ST412-5 Deck Trailer**
ASSET LOCATION: SIERRA AUCTION PHOENIX , Seller Type Municipal/Government Fleet , Features: Chains/Binders, Pintle hitch 18 ft total length/ 8ft wide, Drive Status Stationary , **As-Is/Where-Is: No Guarantee On Roadworthiness Or Drive Status** , Color White , VIN/SERIAL 1F9KS1213P1025478
- 4196  **Lot 4196: BBQ Food Truck/Trailer**
ASSET LOCATION: SIERRA AUCTION PHOENIX , Seller Type Business Fleet, 15 Ft Total length 2" Ball, Drive Status Stationary , **As-Is/Where-Is: No Guarantee On Roadworthiness Or Drive Status** , Color Silver , VIN/SERIAL AZ-321500
- 4201  **Lot 4201: Club Car 3 Utility Cart Front Bumpers Attachment**
ASSET LOCATION: SIERRA AUCTION TUCSON , Seller Type Municipal/Government Fleet, Dented And Rusted , Dimensions 46" W, Title Brand No Title - Bill of Sale , Title Status No Title , **Only 17% Buyer's Premium Applies. No Other Fees.** , Color Black , VIN None , Drive Status Stationary
- 4208  **Lot 4208: 1978 Yacht Club Homemade Flatbed Trailer**
ASSET LOCATION: SIERRA AUCTION PHOENIX , Seller Type Police/Government Seizure, •2" ball •Both tires needs to be replaced, Title Status On File , Drive Status NonRunner , **As-Is/Where-Is: No Guarantee On Roadworthiness Or Drive Status** , Color Brown , VIN/SERIAL AZ399113
- 4210  **Lot 4210: 1975 Homemade Trailer**
ASSET LOCATION: SIERRA AUCTION PHOENIX , Seller Type Municipal/Government Fleet, 18 Ft Total length, 2" ball, The trailer was received in a loaded condition and is being offered for sale as is, without any alterations or warranties. Tow hitch is broken ., Asset Type Trailer , **As-Is/Where-Is: No Guarantee On Roadworthiness Or Drive Status** , Color Black , VIN/SERIAL AZ-399112 , Title Status On File , Drive Status Stationary
- 4230  **Lot 4230: Kohler 250ROZD71 Generator**
ASSET LOCATION: SIERRA AUCTION PHOENIX , Seller Type Municipal/Government Fleet, Manufacturer's Specifications: Kohler 250ROZD71, Generator Rating, Standby Power: 250 kW, Frequency: 60 Hz, Speed: 1800 RPM, Electrical Output, Voltage: 277/480V, 3-Phase, Amperage at 480V: ~376 A, Power Factor: 0.8, Alternator: 12-lead, reconnectable, Engine, Fuel Type: Diesel, Engine Manufacturer: Typically Detroit Diesel (varies by build), Cooling System: Radiator-cooled, Aspiration: Turbocharged (varies by engine model), Governing: Electronic or mechanical depending on unit age, Fuel System, Fuel Tank: Commonly equipped with ~650-gallon sub-base tank (varies by configuration), Physical Characteristics, Mounting: Open skid or enclosure depending on variant, Approx. Dimensions (open skid): ~110" L x 71" W x 114" H, Approx. Weight: Around 11,000 lbs (varies with tank/enclosure), Controls & Features, Output breaker (size varies by build), Automatic voltage regulation, Safety shutdowns (oil pressure, coolant temp, overspeed), Battery start system, **Disclaimer: The manufacturer's specifications provided are for reference only, and we disclaim any liability for inaccuracies or discrepancies. Specifications may vary by model or trim, and stock photos are used for illustrative purposes only and may not accurately represent the actual product. Please refer to the actual product for precise details.** , Hours 655 , Drive Status Stationary , **As-Is/Where-Is: No Guarantee On Roadworthiness Or Drive Status** , Engine Detroit Diesel 6V-92TA Engine 350 HP , Fuel Diesel , Color Beige , VIN/SERIAL 278865
- 4232  **Lot 4232: 2002 Kohler 80ROZJ Generator**
ASSET LOCATION: SIERRA AUCTION PHOENIX , Seller Type Municipal/Government Fleet, Manufacturer's Specifications: Kohler 80ROZJ, Generator Ratings, Standby output (60 Hz): typically around 90–95 kW, Prime output (60 Hz): typically around 80–86 kW, Standby output (50 Hz): usually 75–80 kW, Prime output (50 Hz): usually 70–73 kW, Available in single-phase or three-phase depending on alternator configuration, Voltage options generally include a wide range (120/208, 277/480, 240, 416, etc.) via reconnectable windings, Engine, Manufacturer: John Deere, Model commonly used: 6059T / 6059TF series, Type: 6-cylinder, 4-stroke, turbocharged diesel, Displacement: roughly 5.9 liters, Rated engine speed: 1800 RPM (60 Hz) or 1500 RPM (50 Hz), Typical mechanical engine output: around 130–150 HP, Cooling: radiator-mounted on skid, Fuel: diesel, with mechanical or electronic governor depending on configuration, Alternator, Brushless, rotating-field design, Often equipped with PM-excited (permanent magnet) excitation, 12-lead reconnectable winding for multiple voltage/phase options, Class H insulation, Designed for strong voltage regulation and motor-starting capability, Controls & Electrical, Compatible with Kohler digital or analog controllers depending on year, Standard protections: overspeed, overcrank, low oil pressure, high coolant temp, emergency stop, Battery charging system: typically 12-volt, Main breaker size commonly falls between 250–400 amps depending on setup, Physical Characteristics, Skid-mounted open-set length usually around 7.5–8 feet, Width around 3–4 feet, Height around 4–5 feet, Weight typically 3,000–3,500 pounds for open skid sets, Heavier when equipped with enclosure or sub-base fuel tank, Fuel & Exhaust, Diesel fuel system with on-skid filters and pumps, Optional sub-base tank capacities vary (commonly 100–150 gallons), Industrial-grade muffler and turbocharger, **Disclaimer: The manufacturer's specifications provided are for reference only, and we disclaim any liability for inaccuracies or discrepancies. Specifications may vary by model or trim, and stock photos are used for illustrative purposes only and may not accurately represent the actual product. Please refer to the actual product for precise details.** , Hours 942 , Title Brand No Title - Bill of Sale , Title Status No Title , Drive Status Stationary , **As-Is/Where-Is: No Guarantee On Roadworthiness Or Drive Status** , Fuel Diesel , Color Beige , VIN/SERIAL 0744121

4234

**Lot 4234: 2002 Kohler 50REOZJB Generator**

ASSET LOCATION: SIERRA AUCTION PHOENIX , Seller Type Municipal/Government Fleet, Manufacturer's Specifications:, Kohler 50REOZJB, Power & Performance, Standby rating typically around 50 kW (60 Hz), Prime rating slightly lower than standby, Available in single-phase and three-phase configurations, Typical operating speeds: 1800 RPM (60 Hz) or 1500 RPM (50 Hz), Engine, Usually equipped with a John Deere 4-cylinder diesel engine, Approximately 4.5-liter displacement, Turbocharged, 4-cycle design, Electronic or mechanical governor depending on configuration, Engine-mounted fuel, oil, and cooling systems, Alternator, Brushless, rotating-field alternator, Often PM-excited (permanent-magnet exciter) for good voltage regulation, Reconnectable for multiple voltage options (varies by model), Physical Characteristics, Overall length typically around 7-7.5 ft, Width about 3-4 ft, depending on skid type, Height around 4-4.5 ft, Operating weight usually 2,000-2,300 lb, depending on enclosure and radiator, Cooling & Exhaust, Unit-mounted radiator cooling system, Heavy-duty industrial exhaust manifold and turbocharger, Standard engine block heater optional or included depending on package, Fuel System, Diesel fuel with on-skid filters and transfer pump, Optional sub-base fuel tank in enclosed units, Fuel consumption varies with load but generally low for this class, Electrical & Control, Typically 12-volt or 24-volt starting system, Compatible with Kohler's digital controllers (varies by year), Automatic shutdown for low oil pressure, high coolant temperature, overspeed, etc., **Disclaimer: The manufacturer's specifications provided are for reference only, and we disclaim any liability for inaccuracies or discrepancies. Specifications may vary by model or trim, and stock photos are used for illustrative purposes only and may not accurately represent the actual product. Please refer to the actual product for precise details.**, Hours 2,689 , Title Brand No Title - Bill of Sale , Title Status No Title , Drive Status Stationary , **As-Is/Where-Is: No Guarantee On Roadworthiness Or Drive Status** , Engine John Deere 4-cylinder diesel engine , Fuel Diesel , Color Beige , VIN/SERIAL 0744136

4238

**Lot 4238: 2017 Toro Groundmaster 5900 Mower**

ASSET LOCATION: SIERRA AUCTION PHOENIX , Seller Type Municipal/Government Fleet, Manufacturer's Specifications:, Specification Detail, Make Toro, Model Groundmaster 5900, Engine type 3.3 liter turbo-diesel, four-cylinder, liquid-cooled, Engine power 72 horsepower, Fuel type Diesel (Biodiesel compatible up to B20), Drivetrain / Drive type Full-time four-wheel drive, hydrostatic traction drive, Cutting width 192 inches (16 feet), Cutting deck type Three-blade, rear-discharge rotary decks (three-deck configuration), Cut height range 1 inch to 6 inches (adjustable in 0.5 inch increments), Ground speed (mow) Up to 10.8 mph, Transport speed Up to 20 mph, Fuel capacity 35 US gallons, Hydraulic system Hydrostatic drive with dedicated hydraulic motors for spindle drive and deck lift controls, Deck construction Heavy-duty steel deck (11-gauge high strength steel with reinforced structure), Frame / chassis Welded steel frame with tie-down anchors, Operator suspension / seat Air-ride suspension with four-way adjustable seat, Steering Power steering, tilt-adjustable steering wheel, Electrical system 12-volt main system with 24-volt subsystem for cooling fans and hydraulics, Ground clearance Approximately 10.3 inches, Overall length 174 inches, Transport width 99 inches, Number of blades 11 (across the three-deck configuration), Mowing capacity (max) Up to ~20.9 acres per hour under ideal conditions, **Disclaimer: The manufacturer's specifications provided are for reference only, and we disclaim any liability for inaccuracies or discrepancies. Specifications may vary by model or trim, and stock photos are used for illustrative purposes only and may not accurately represent the actual product. Please refer to the actual product for precise details.**, Hours 1,700 , Title Brand No Title - Bill of Sale , Title Status No Title , Drive Status Starts/Runs , **As-Is/Where-Is: No Guarantee On Roadworthiness Or Drive Status** , Engine 3.3 liter turbo-diesel, four-cylinder, liquid-cooled , Fuel Diesel , Transmission Automatic , Drive Type RWD , Body Type Tractor , Color Red , VIN/SERIAL 401321031

4250

**Lot 4250: 2017 Toro 07140 Workman GTX Utility Cart**

ASSET LOCATION: SIERRA AUCTION PHOENIX , Seller Type Municipal/Government Fleet , Features: Dump Body, Manufacturer's Specifications:, Specification Detail, Year 2017, Make Toro, Model Workman GTX 07140, Vehicle type Utility cart, Drive type Two wheel drive rear, Fuel type Gasoline, Engine make Kohler, Engine displacement 429 cc, Engine type Single cylinder four stroke air cooled, Transmission type Automatic continuously variable, Maximum speed 16 miles per hour, Fuel tank capacity 5 gallons, Steering type Rack and pinion, Brake type Hydraulic disc brakes front and rear, Front suspension MacPherson strut with coil over shocks, Rear suspension Articulated swing arm with coil over shocks, Front suspension travel 3 point 5 inches, Rear suspension travel 4 inches, Ground clearance front 9 inches, Ground clearance rear 6 inches, Tire size standard 20 by 8 by 10, Wheel type Steel, Seating capacity 2 depending on configuration, Total vehicle capacity 1200 pounds including passengers and cargo, Towing capacity 1500 pounds with receiver hitch, Electrical system 12 volt, Start type Electric start, Instrumentation Hour meter fuel gauge indicator lights accessory outlet, Frame type Welded steel chassis, **Disclaimer: The manufacturer's specifications provided are for reference only, and we disclaim any liability for inaccuracies or discrepancies. Specifications may vary by model or trim, and stock photos are used for illustrative purposes only and may not accurately represent the actual product. Please refer to the actual product for precise details.**, Hours 12,182 , Drive Status NonRunner , **As-Is/Where-Is: No Guarantee On Roadworthiness Or Drive Status** , Fuel Gasoline , Transmission Automatic , Color Red , VIN/SERIAL 401373117

4290

**Lot 4290: 2025 Jiashan Xinhua International container 20 Ft. Storage Container**

ASSET LOCATION: SIERRA AUCTION PHOENIX , Seller Type Other , Features: Swing Open Doors, Title Brand No Title - Bill of Sale , Title Status No Title , Drive Status Stationary , **As-Is/Where-Is: No Guarantee On Roadworthiness Or Drive Status** , Color Beige , VIN/SERIAL XHCU281921-4

4292

**Lot 4292: 2025 CIMC 20 Ft. Storage Container**

ASSET LOCATION: SIERRA AUCTION PHOENIX , Seller Type Business Fleet , Features: Swing Open Doors, Title Brand No Title - Bill of Sale , Title Status No Title , Drive Status Stationary , **As-Is/Where-Is: No Guarantee On Roadworthiness Or Drive Status** , Color Beige , VIN/SERIAL CIMU042644-0

4300

**Lot 4300: KUBOTA F2560 Mower**

ASSET LOCATION: SIERRA AUCTION PHOENIX , Seller Type Municipal/Government Fleet, No Key., Hours 2,558 , Drive Status NonRunner , **As-Is/Where-Is: No Guarantee On Roadworthiness Or Drive Status** , Engine Kubota Diesel-D1105-E , Fuel Diesel , Transmission Automatic , Drive Type Hydro Transmission , Body Type Mower , Color Orange , VIN/SERIAL 82158

4302

**Lot 4302: Kubota F3680 Mower**

ASSET LOCATION: SIERRA AUCTION PHOENIX , Seller Type Municipal/Government Fleet, NO key, Hours 2,500 , Title Brand No Title - Bill of Sale , Title Status No Title , Drive Status NonRunner , **As-Is/Where-Is: No Guarantee On Roadworthiness Or Drive Status** , Fuel Diesel , Transmission Automatic , Color Orange , VIN/SERIAL 12376

4304

**Lot 4304: Kubota F2560E Mower**

ASSET LOCATION: SIERRA AUCTION PHOENIX , Seller Type Municipal/Government Fleet, NO key, Hours 2,847 , Title Brand No Title - Bill of Sale , Title Status No Title , Drive Status NonRunner , **As-Is/Where-Is: No Guarantee On Roadworthiness Or Drive Status** , Fuel Diesel , Transmission Automatic , Color Orange , VIN/SERIAL 82007

4306

**Lot 4306: Kubota F3680 Mower**

ASSET LOCATION: SIERRA AUCTION PHOENIX , Seller Type Municipal/Government Fleet, NO key, Hours 2,121 , Title Brand No Title - Bill of Sale , Title Status No Title , Drive Status NonRunner , **As-Is/Where-Is: No Guarantee On Roadworthiness Or Drive Status** , Fuel Diesel , Transmission Automatic , Color Orange , VIN/SERIAL 13167

4308

**Lot 4308: Kubota F2880E Mower**

ASSET LOCATION: SIERRA AUCTION PHOENIX , Seller Type Municipal/Government Fleet, No key, Manufacturer's Specifications:, Specification Detail, Engine type 3-cylinder liquid-cooled diesel, Engine power (gross) 28 hp, Engine displacement 1123 cc, Fuel tank capacity 16.1 US gallons, Transmission type Hydrostatic (HST), Drive 2WD or 4WD (depending on configuration), PTO drive Shaft drive with wet multi-plate clutch and wet single-plate PTO brake, Front tire size (4WD) 24 x 12-12, Rear tire size (4WD) 18 x 9.5-8, Weight (without mower deck) ~1541 lb (for 4WD), Wheelbase 52 inches, Front tread (4WD) ~41.8 inches, Rear tread (4WD) ~41.1 inches, Ground clearance ~7.4 inches, **Disclaimer: The manufacturer's specifications provided are for reference only, and we disclaim any liability for inaccuracies or discrepancies. Specifications may vary by model or trim, and stock photos are used for illustrative purposes only and may not accurately represent the actual product. Please refer to the actual product for precise details.** , Hours 2,264 , Title Brand No Title - Bill of Sale , Title Status No Title , Drive Status NonRunner , **As-Is/Where-Is: No Guarantee On Roadworthiness Or Drive Status** , Fuel Diesel , Transmission Automatic , Color Orange , VIN/SERIAL 10556

4310

**Lot 4310: KUBOTA F2560E Mower**

ASSET LOCATION: SIERRA AUCTION PHOENIX , Seller Type Municipal/Government Fleet, No key, Manufacturer's Specifications:, Kubota F2560E , General / Machine Info, Model: Kubota F2560E (F60 Series), Type: Front-mount mower / compact mower-tractor, Production years: 1997-2005, Engine, Engine model: Kubota D1105, Engine type: 3-cylinder, liquid-cooled, 4-stroke diesel, Displacement: ~ 1.123 L (≈ 1122-1124 cc), Bore x Stroke: 79.0 mm x 79.0 mm (~3.11" x 3.11"), Rated power: ~ 25 HP (≈ 18.6 kW) @ 2700 rpm, Fuel type: Diesel, Fuel tank capacity: ~ 39.7 L (≈ 10.5 US gallons), Transmission & Drive, Transmission: Hydrostatic, Gearing: Infinite (2-range) forward and reverse, Drive: Available as 2-wheel drive (2WD) or 4-wheel drive (4WD), depending on variant, Steering: Power steering, Brakes: Wet-disc type, Dimensions & Weight, Length: ~ 2,330 mm (≈ 91.7 in), Width: ~ 1,140 mm (≈ 44.9 in), Height: ~ 1,910 mm (≈ 75.2 in), Wheelbase: ~ 1,300 mm (≈ 51.2 in), Operating weight: ~ 585 kg (≈ 1,290 lbs), Tires, Front: 23 x 10.50-12 (lawn/turf tires), Rear: 18 x 7.00-8 (or similar turf-type tires depending on build), PTO / Mowing Deck & Attachments, PTO: Independent front PTO with hydraulic clutch, Common mower decks: 60" (≈ 152 cm) or 72" (≈ 182 cm) front-mount mower decks, 3-blade config, Typical cut height adjustment: ~1.5" - 4" (≈ 3-10 cm), Operator / Controls / Features, Operator station: Open, with two-post ROPS (roll-over protection structure), Electrical system: 12 V battery (≈ 70 Ah), electric start, **Disclaimer: The manufacturer's specifications provided are for reference only, and we disclaim any liability for inaccuracies or discrepancies. Specifications may vary by model or trim, and stock photos are used for illustrative purposes only and may not accurately represent the actual product. Please refer to the actual product for precise details.** , Hours 0 , Drive Status NonRunner , **As-Is/Where-Is: No Guarantee On Roadworthiness Or Drive Status** , Fuel Diesel , Transmission Automatic , Body Type Mower , Color Orange , VIN/SERIAL Unknown

4312

**Lot 4312: KUBOTA F2680E Mower**


ASSET LOCATION: SIERRA AUCTION PHOENIX , Seller Type Municipal/Government Fleet, No key, Manufacturer's Specifications:, Kubota F2680E — Specifications, Engine & Power, Engine: Kubota D1105, liquid-cooled, 3-cylinder diesel, Displacement: ~1124 cc, Gross engine power: ~25.5 hp @ 3000 rpm, Air cleaner: dual-element, Fuel tank capacity: 16.1 gallons (≈60.9 L), Transmission / Drive / PTO, Transmission: Hydrostatic (HST), infinite forward/reverse drive via foot pedals, Steering: Power steering, Differential lock: Standard, Brakes: Wet-disc brakes, PTO: Independent live front PTO, shaft drive, hydraulic wet-disc clutch, 2545 RPM, Dimensions / Weight / Tires / Clearance, Overall length: ~94.8 inches (240 cm), Overall width: ~56.4 inches (143 cm), Overall height (with ROPS): ~79.4 inches (201 cm), Wheelbase: 52 inches (132 cm), Weight: ~1,488 lbs (≈ 674 kg), Ground clearance: ~7.4 inches (18-19 cm), Front tires: 23 x 10.5-12, Rear tires: 16 x 6.5-8, Front tread: ~38.4 in, Rear tread: ~34.2 in, Mower Deck / Cutting Specs, Deck options: 60" or 72" front-mount mower deck, Deck type: Welded steel, side-discharge (rear discharge optional), Cutting width: 60 in (≈ 1520 mm) or 72 in (≈ 1826 mm), Cutting height: 1 - 5 inches (≈ 25 - 127 mm), Cutting-height adjustment increments: 0.25 in (≈ 6.4 mm) per notch, Deck pan depth: ~6.0 inches, Number of blades: 3, Operator / Comfort / Features / Safety, ROPS: Two-post foldable, Seat: Suspension / reclining comfort seat, Steering wheel: Tilt steering supported, PTO clutch: Hydraulic wet-disc clutch, Instrumentation: Fuel gauge, hour meter, basic controls, Fuel / Fluids / Capacities, Fuel tank: 16.1 gallons (≈60.9 L), Cooling system capacity: ~5.5 qts, Engine oil capacity: ~3.7 qts, Transmission / hydraulic oil: ~14.8 qts (transmission), **Disclaimer: The manufacturer's specifications provided are for reference only, and we disclaim any liability for inaccuracies or discrepancies. Specifications may vary by model or trim, and stock photos are used for illustrative purposes only and may not accurately represent the actual product. Please refer to the actual product for precise details.** , Hours 1,493 , Drive Status NonRunner , **As-Is/Where-Is: No Guarantee On Roadworthiness Or Drive Status** , Fuel Diesel , Transmission Automatic , Color Orange , VIN/SERIAL 10501

4314

**Lot 4314: KUBOTA F2560E Mower**

ASSET LOCATION: SIERRA AUCTION PHOENIX , Seller Type Municipal/Government Fleet, No key, Manufacturer's Specifications:, Kubota F2560E — Specifications, General / Machine Info, Model: Kubota F2560E (F60 Series), Type: Front-mount mower / compact mower-tractor, Production years: 1997-2005, Engine, Engine model: Kubota D1105, Engine type: 3-cylinder, liquid-cooled, 4-stroke diesel, Displacement: ~ 1.123 L (≈ 1122-1124 cc), Bore x Stroke: 79.0 mm x 79.0 mm (~3.11" x 3.11"), Rated power: ~ 25 HP (≈ 18.6 kW) @ 2700 rpm, Fuel type: Diesel, Fuel tank capacity: ~ 39.7 L (≈ 10.5 US gallons), Transmission & Drive, Transmission: Hydrostatic, Gearing: Infinite (2-range) forward and reverse, Drive: Available as 2-wheel drive (2WD) or 4-wheel drive (4WD), depending on variant, Steering: Power steering, Brakes: Wet-disc type, Dimensions & Weight, Length: ~ 2,330 mm (≈ 91.7 in), Width: ~ 1,140 mm (≈ 44.9 in), Height: ~ 1,910 mm (≈ 75.2 in), Wheelbase: ~ 1,300 mm (≈ 51.2 in), Operating weight: ~ 585 kg (≈ 1,290 lbs), Tires, Front: 23 x 10.50-12 (lawn/turf tires), Rear: 18 x 7.00-8 (or similar turf-type tires depending on build), PTO / Mowing Deck & Attachments, PTO: Independent front PTO with hydraulic clutch, Common mower decks: 60" (≈ 152 cm) or 72" (≈ 182 cm) front-mount mower decks, 3-blade config, Typical cut height adjustment: ~1.5" - 4" (≈ 3-10 cm), Operator / Controls / Features, Operator station: Open, with two-post ROPS (roll-over protection structure), Electrical system: 12 V battery (≈ 70 Ah), electric start, **Disclaimer: The manufacturer's specifications provided are for reference only, and we disclaim any liability for inaccuracies or discrepancies. Specifications may vary by model or trim, and stock photos are used for illustrative purposes only and may not accurately represent the actual product. Please refer to the actual product for precise details.** , Hours 0 , Drive Status NonRunner , **As-Is/Where-Is: No Guarantee On Roadworthiness Or Drive Status** , Fuel DIESEL , Transmission Automatic , Body Type Mower , Color Orange , VIN/SERIAL 82009

- 4316



Lot 4316: KUBOTA F2560E Mower
 ASSET LOCATION: SIERRA AUCTION PHOENIX , Seller Type Municipal/Government Fleet, No Key, Manufacturer's Specifications:, Kubota F2560E, General / Machine Info, Model: Kubota F2560E (F60 Series), Type: Front-mount mower / compact mower-tractor, Production years: 1997-2005, Engine, Engine model: Kubota D1105, Engine type: 3-cylinder, liquid-cooled, 4-stroke diesel, Displacement: ~ 1.123 L (≈ 1122-1124 cc), Bore × Stroke: 79.0 mm × 79.0 mm (≈3.11" × 3.11"), Rated power: ~ 25 HP (≈ 18.6 kW) @ 2700 rpm, Fuel type: Diesel, Fuel tank capacity: ~ 39.7 L (≈ 10.5 US gallons), Transmission & Drive, Transmission: Hydrostatic, Gearing: Infinite (2-range) forward and reverse, Drive: Available as 2-wheel drive (2WD) or 4-wheel drive (4WD), depending on variant, Steering: Power steering, Brakes: Wet-disc type, Dimensions & Weight, Length: ~ 2,330 mm (≈ 91.7 in), Width: ~ 1,140 mm (≈ 44.9 in), Height: ~ 1,910 mm (≈ 75.2 in), Wheelbase: ~ 1,300 mm (≈ 51.2 in), Operating weight: ~ 585 kg (≈ 1,290 lbs), Tires, Front: 23 × 10.50-12 (lawn/turf tires), Rear: 18 × 7.00-8 (or similar turf-type tires depending on build), PTO / Mowing Deck & Attachments, PTO: Independent front PTO with hydraulic clutch, Common mower decks: 60" (≈ 152 cm) or 72" (≈ 182 cm) front-mount mower decks, 3-blade config, Typical cut height adjustment: ~1.5" - 4" (≈ 3-10 cm), Operator / Controls / Features, Operator station: Open, with two-post ROPS (roll-over protection structure), Electrical system: 12 V battery (≈ 70 Ah), electric start, **Disclaimer: The manufacturer's specifications provided are for reference only, and we disclaim any liability for inaccuracies or discrepancies. Specifications may vary by model or trim, and stock photos are used for illustrative purposes only and may not accurately represent the actual product. Please refer to the actual product for precise details.**, Hours 2,886 , Drive Status NonRunner , **As-Is/Where-Is: No Guarantee On Roadworthiness Or Drive Status** , Fuel Diesel , Transmission Automatic , Color Orange , VIN/SERIAL 81673
- 4340



Lot 4340: Swab Wagon Co Arf Animal Control Truck Bed/Box Other
 ASSET LOCATION: SIERRA AUCTION PHOENIX , Seller Type Municipal/Government Fleet, Title Brand No Title - Bill of Sale , Title Status No Title , Drive Status Stationary , **As-Is/Where-Is: No Guarantee On Roadworthiness Or Drive Status** , Color White , VIN/SERIAL 956505
- 4348



Lot 4348: 2025 TPM Quick Hitch Attachment
 ASSET LOCATION: SIERRA AUCTION PHOENIX , Seller Type Commercial, For 0.8-1.4 Ton Mini Excavators, 1 Inch Pin Hole., Product Details:Enhance the versatility and efficiency of your 1-ton mini excavator with the TPM Quick Change Hitch Coupler. Specifically designed for TPM's mini excavators, this robust attachment is also compatible with most similar machines with an operational weight ranging from 0.6 to 1.3 tons., Specifications:, Span: 90MM / 3.54 inches, Hole Diameter: 25MM / 0.98 inches, Center Wheelbase: 90MM / 3.54 inches, Before placing your order, ensure to measure your machine's span, hole diameter, and center wheelbase accurately. A tolerance of 1-3mm is acceptable to guarantee a proper fit., Important Note: Our quick hitch couplers are designed to be compatible with various models of TPM mini excavators. For other brands, ensure that the bolt holes under the excavator's digging arm align correctly for proper installation., Title Brand Bill of Sale , Title Status No Title , Fuel Mechanical , **Only 17% Buyer's Premium Applies. No Other Fees.** , Color Black , VIN None , Drive Status Starts/Run
- 4350



Lot 4350: 2025 TPM Quick Hitch Excavator Attachment
 ASSET LOCATION: SIERRA AUCTION PHOENIX , Seller Type Commercial, For 0.8-1.4 Ton Mini Excavators, 1 Inch Pin Hole., Product Details:Enhance the versatility and efficiency of your 1-ton mini excavator with the TPM Quick Change Hitch Coupler. Specifically designed for TPM's mini excavators, this robust attachment is also compatible with most similar machines with an operational weight ranging from 0.6 to 1.3 tons., Specifications:, Span: 90MM / 3.54 inches, Hole Diameter: 25MM / 0.98 inches, Center Wheelbase: 90MM / 3.54 inches, Before placing your order, ensure to measure your machine's span, hole diameter, and center wheelbase accurately. A tolerance of 1-3mm is acceptable to guarantee a proper fit., Important Note: Our quick hitch couplers are designed to be compatible with various models of TPM mini excavators. For other brands, ensure that the bolt holes under the excavator's digging arm align correctly for proper installation., Title Brand Bill of Sale , Title Status No Title , Fuel Mechanical , **Only 17% Buyer's Premium Applies. No Other Fees.** , Color Black , VIN None , Drive Status Starts/Run
- 4318



Lot 4318: ExMark LZ27 Mower
 ASSET LOCATION: SIERRA AUCTION PHOENIX , Seller Type Municipal/Government Fleet, NO key, Hours 995 , Title Brand No Title - Bill of Sale , Title Status No Title , Drive Status NonRunner , **As-Is/Where-Is: No Guarantee On Roadworthiness Or Drive Status** , Engine Briggs 543477 V-Twin engine , Fuel Gasoline , Body Type Mower , Color Maroon , VIN/SERIAL Unknown
- 4322



Lot 4322: MillCreek Mulch Trailer
 ASSET LOCATION: SIERRA AUCTION PHOENIX , Seller Type Municipal/Government Fleet, Title Brand No Title - Bill of Sale , Title Status No Title , Drive Status Stationary , **As-Is/Where-Is: No Guarantee On Roadworthiness Or Drive Status** , Color Red , VIN/SERIAL 57G-0591
- 4324



Lot 4324: 2006 John Deer F1400 Mower
 ASSET LOCATION: SIERRA AUCTION PHOENIX , Seller Type Municipal/Government Fleet, No Key, Hours 0 , Drive Status NonRunner , **As-Is/Where-Is: No Guarantee On Roadworthiness Or Drive Status** , Engine 3 Cyl 23 HP , Fuel Diesel , Transmission Automatic , Drive Type 2WD , Body Type Ride On Mower , Color Green , VIN/SERIAL TC1435D060320
- 4326



Lot 4326: John Deere Gator Utility Cart
 ASSET LOCATION: SIERRA AUCTION PHOENIX , Seller Type Municipal/Government Fleet, No key, Hours 0 , Title Brand No Title - Bill of Sale , Title Status No Title , Drive Status NonRunner , **As-Is/Where-Is: No Guarantee On Roadworthiness Or Drive Status** , Fuel Diesel , Transmission Automatic , Color Green , VIN/SERIAL W004X2X089440
- 4328



Lot 4328: John Deere Gator Utility Cart
 ASSET LOCATION: SIERRA AUCTION PHOENIX , Seller Type Municipal/Government Fleet, No Key, Hours 5,137 , Title Brand No Title - Bill of Sale , Title Status No Title , Drive Status NonRunner , **As-Is/Where-Is: No Guarantee On Roadworthiness Or Drive Status** , Fuel Diesel , Transmission Automatic , Color Green , VIN/SERIAL Unknown
- 4352



Lot 4352: 2025 TPM Quick Hitch Excavator Attachment
 ASSET LOCATION: SIERRA AUCTION PHOENIX , Seller Type Commercial, For 0.8-1.4 Ton Mini Excavators, 1 Inch Pin Hole., Product Details:Enhance the versatility and efficiency of your 1-ton mini excavator with the TPM Quick Change Hitch Coupler. Specifically designed for TPM's mini excavators, this robust attachment is also compatible with most similar machines with an operational weight ranging from 0.6 to 1.3 tons., Specifications:, Span: 90MM / 3.54 inches, Hole Diameter: 25MM / 0.98 inches, Center Wheelbase: 90MM / 3.54 inches, Before placing your order, ensure to measure your machine's span, hole diameter, and center wheelbase accurately. A tolerance of 1-3mm is acceptable to guarantee a proper fit., Important Note: Our quick hitch couplers are designed to be compatible with various models of TPM mini excavators. For other brands, ensure that the bolt holes under the excavator's digging arm align correctly for proper installation., Title Brand Bill of Sale , Title Status No Title , Fuel Mechanical , **Only 17% Buyer's Premium Applies. No Other Fees.** , Color Black , VIN None , Drive Status Starts/Run

4354

**Lot 4354: 2025 TPM Hydraulic Thumb Attachment**

ASSET LOCATION: SIERRA AUCTION PHOENIX , Seller Type Commercial, For 0.8-1.4 Ton Mini Excavators, 1 Inch Pin Hole. With Hydraulic Hoses, Features, Superior Material Handling: The TPM hydraulic thumb clip is an invaluable tool for tasks requiring extra grip and secure handling of materials., Complete Package: Comes with two hoses and two screws for easy installation and reliable performance., Hydraulic Efficiency: This attachment enhances your excavator's capability to secure materials firmly, providing a steady grip during operation., Specs, Width: 4.7 inches (120mm), Depth: 19.7 inches (500mm), Product Weight: 34.4 lbs, Versatile Applications:, Scrap and Recycling: Perfect for handling and sorting scrap materials and recycling tasks., Construction: Assists in a variety of construction applications, ensuring materials are held securely., Utility Work: Ideal for utility projects, providing additional control and precision., Landscaping: Excellent for landscaping tasks, such as retaining mulch in the machine for even spreading or precisely placing boulders in hardscape projects., Title Brand Bill of Sale , Title Status No Title , Fuel Hydraulic , **Only 17% Buyer's Premium Applies. No Other Fees.** , Color Black , VIN None , Drive Status Starts/Run

4404

**Lot 4404: 1998 Wastequip Accurate 255HDE20 Trash Compactor**

ASSET LOCATION: SIERRA AUCTION PHOENIX , Seller Type Municipal/Government Fleet, 1998 Wastequip Accurate 255HDE20 Self-Contained Trash Compactor – Approx. 44,200 lb Max Force, Serial Nos. 67953 / 4432, Heavy-duty self-contained trash compactor designed for wet, dry, and mixed waste applications. Built for industrial operation and long-term durability. Suitable for high-volume commercial and municipal use., Maximum compaction force approximately 44,200 pounds., Buyer is responsible for providing all rigging, labor, loading, and transportation for removal., Manufacturer's Specifications:, Model Type: Self-Contained Trash Compactor, Charge Box Capacity: Approximately 2.0 cubic yards, Ram Force (Normal): Approximately 40,000 pounds, Ram Force (Maximum): Approximately 45,000 pounds, Cycle Time: Approximately 31 seconds, Hydraulic Cylinder: Single straight cylinder, 5-inch bore, 2.5-inch rod, Hydraulic Reservoir Capacity: Approximately 25 gallons, Motor: 10 HP, totally enclosed fan cooled (TEFC), Power: 208/230/460 volts, three-phase, 60 Hz, Ram Floor Thickness: ½-inch steel, Clear Top Opening: 34 inches by 60 inches, Control Panel: NEMA 4 rated, Hydraulic System: All-temperature hydraulic oil, Compaction Type: Fully automatic cycle, Additional Features: Full container warning light, quick-disconnect hydraulic fittings, heavy-duty door seals for odor and leak control, ****Disclaimer: The manufacturer's specifications provided are for reference only, and we disclaim any liability for inaccuracies or discrepancies. Specifications may vary by model or trim, and stock photos are used for illustrative purposes only and may not accurately represent the actual product. Please refer to the actual product for precise details.****, Title Brand No Title - Bill of Sale , Title Status No Title , Drive Status Stationary , ****As-Is/Where-Is: No Guarantee On Roadworthiness Or Drive Status**** , VIN/SERIAL 67953/4432

4400

**Lot 4400: Truck Bed or Trailer Flat Bed 13 Ft.**

ASSET LOCATION: SIERRA AUCTION PHOENIX , Seller Type Business Fleet, Length 13Ft 2in, Width 8Ft 6.5in, Can be used as a truck bed or to fabricate a flatbed trailer, Title Brand No Title - Bill of Sale , Title Status No Title , **Only 17% Buyer's Premium Applies. No Other Fees.** , Color Silver , VIN None , Drive Status NonRunner

4402

**Lot 4402: 2025 TPM Quick Hitch Excavator Attachment**

ASSET LOCATION: SIERRA AUCTION PHOENIX , Seller Type Commercial, For 0.8-1.4 Ton Mini Excavators, 1 Inch Pin Hole., Product Details: Enhance the versatility and efficiency of your 1-ton mini excavator with the TPM Quick Change Hitch Coupler. Specifically designed for TPM's mini excavators, this robust attachment is also compatible with most similar machines with an operational weight ranging from 0.6 to 1.3 tons., Specifications:, Span: 90MM / 3.54 inches, Hole Diameter: 25MM / 0.98 inches, Center Wheelbase: 90MM / 3.54 inches, Before placing your order, ensure to measure your machine's span, hole diameter, and center wheelbase accurately. A tolerance of 1-3mm is acceptable to guarantee a proper fit., Important Note: Our quick hitch couplers are designed to be compatible with various models of TPM mini excavators. For other brands, ensure that the bolt holes under the excavator's digging arm align correctly for proper installation., Title Brand Bill of Sale , Title Status No Title , Fuel Mechanical , **Only 17% Buyer's Premium Applies. No Other Fees.** , Color Black , VIN None , Drive Status Starts/Run